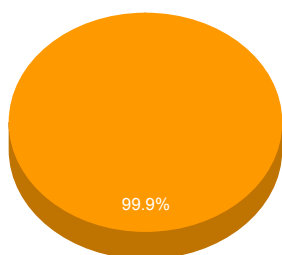
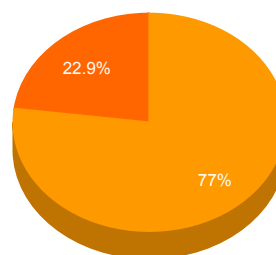


UITSLAG: KANDIDATENLIJST TWEDE KAMERVERKIEZINGEN 2021



● Internet ● Other



● Niet gestemd ● Voorkeur stem ● Blanco stem

Statistiek			
Stemgerechtigden	31432		
Voorkeur stemmers	7189	22,9%	<div style="width: 22.9%;"></div>
Blanco stemmers	36	0,1%	<div style="width: 0.1%;"></div>
Opkomstpercentage	7225	23%	<div style="width: 23%;"></div>
Alle stemmen	212313		
Zetels	39		

Plaats 2

Ronde 1

2. Corinne Ellemeet	4710	66,3%	<div style="width: 66.3%;"></div>
3. Lisa Westerveld	624	8,8%	<div style="width: 8.8%;"></div>
4. Kauthar Bouchallikht	355	5%	<div style="width: 5%;"></div>
5. Suzanne Kröger	301	4,2%	<div style="width: 4.2%;"></div>
6. Senna Maatoug	267	3,8%	<div style="width: 3.8%;"></div>
7. Danielle Hirsch	138	1,9%	<div style="width: 1.9%;"></div>
8. April Ranshuijsen	78	1,1%	<div style="width: 1.1%;"></div>
9. Romano Boshove	70	1%	<div style="width: 1%;"></div>
10. Jeroen Postma	68	1%	<div style="width: 1%;"></div>
11. Melody Deldjou Fard	62	0,9%	<div style="width: 0.9%;"></div>
12. Pepijn Zwanenberg	53	0,7%	<div style="width: 0.7%;"></div>
13. Mark Brakel	39	0,5%	<div style="width: 0.5%;"></div>
14. Geen der kandidaten	36	0,5%	<div style="width: 0.5%;"></div>
15. Milka Yemane	36	0,5%	<div style="width: 0.5%;"></div>
16. Dorrit de Jong	33	0,5%	<div style="width: 0.5%;"></div>
17. Laura Vissenberg	32	0,5%	<div style="width: 0.5%;"></div>
18. Noortje Thijssen	28	0,4%	<div style="width: 0.4%;"></div>
19. Tara Scally	27	0,4%	<div style="width: 0.4%;"></div>
20. Samir Toub	25	0,4%	<div style="width: 0.4%;"></div>
21. Brigitta Scheepsma	25	0,4%	<div style="width: 0.4%;"></div>
22. Jaswina Elahi	23	0,3%	<div style="width: 0.3%;"></div>
23. Nadia Ait Hammou	16	0,2%	<div style="width: 0.2%;"></div>
24. Colin Kok	14	0,2%	<div style="width: 0.2%;"></div>
25. Imran Hyder	12	0,2%	<div style="width: 0.2%;"></div>
26. Ali Daliry	11	0,2%	<div style="width: 0.2%;"></div>
27. Debora Fernald	10	0,1%	<div style="width: 0.1%;"></div>































28. Sascha Steinfeldt	7	0,1%	
29. Kees Mulder	3	0%	

Winnaar

Corinne Ellemeet	4710	66,3%	
------------------	------	-------	--

Plaats 3

Ronde 1






2. Tom van der Lee	3964	55,8%	
3. Lisa Westerveld	733	10,3%	
4. Senna Maatoug	497	7%	
5. Kauthar Bouchallikht	410	5,8%	
6. Suzanne Kröger	369	5,2%	
7. Paul Smeulders	182	2,6%	
8. Danielle Hirsch	149	2,1%	
9. April Ranshuijsen	92	1,3%	
10. Jeroen Postma	84	1,2%	
11. Romano Boshove	73	1%	
12. Melody Deldjou Fard	64	0,9%	
13. Pepijn Zwanenberg	58	0,8%	
14. Mark Brakel	44	0,6%	
15. Milka Yemane	41	0,6%	
16. Raki Ap	39	0,5%	
17. Geen der kandidaten	36	0,5%	
18. Dorrit de Jong	35	0,5%	
19. Laura Vissenberg	35	0,5%	
20. Noortje Thijssen	31	0,4%	
21. Tara Scally	27	0,4%	
22. Jaswina Elahi	22	0,3%	
23. Brigitta Scheepsma	19	0,3%	
24. Samir Toub	18	0,3%	
25. Imran Hyder	15	0,2%	
26. Nadia Ait Hammou	14	0,2%	
27. Colin Kok	14	0,2%	
28. Saskia van der Elst	13	0,2%	
29. Ali Daliry	11	0,2%	
30. Sascha Steinfeldt	6	0,1%	
31. Debora Fernald	5	0,1%	
32. Kees Mulder	3	0%	



























Winnaar

Tom van der Lee	3964	55,8%	
-----------------	------	-------	--

Plaats 4

Ronde 1

2. Laura Bromet	3998	56,1%	
3. Lisa Westerveld	798	11,2%	
4. Kauthar Bouchallikht	404	5,7%	
5. Senna Maatoug	396	5,6%	
6. Suzanne Kröger	359	5%	


















7. Paul Smeulders	195	2,7%	
8. Danielle Hirsch	154	2,2%	
9. April Ranshuijsen	100	1,4%	
10. Jeroen Postma	84	1,2%	
11. Romano Boshove	74	1%	
12. Melody Deldjou Fard	66	0,9%	
13. Pepijn Zwanenberg	56	0,8%	
14. Mark Brakel	45	0,6%	
15. Milka Yemane	40	0,6%	
16. Raki Ap	39	0,5%	
17. Dorrit de Jong	36	0,5%	
18. Geen der kandidaten	36	0,5%	
19. Laura Vissenberg	35	0,5%	
20. Noortje Thijssen	30	0,4%	
21. Tara Scally	28	0,4%	
22. Jaswina Elahi	23	0,3%	
23. Brigitta Scheepsma	20	0,3%	
24. Samir Toub	18	0,3%	
25. Colin Kok	17	0,2%	
26. Imran Hyder	17	0,2%	
27. Nadia Ait Hammou	16	0,2%	
28. Saskia van der Elst	14	0,2%	
29. Ali Daliry	11	0,2%	
30. Sascha Steinfeldt	7	0,1%	
31. Debora Fernald	5	0,1%	
32. Kees Mulder	3	0%	

Winnaar

Laura Bromet	3998	56,1%	
--------------	------	-------	--

Plaats 5

Ronde 1

2. Senna Maatoug	3506	49,4%	
3. Lisa Westerveld	940	13,3%	
4. Suzanne Kröger	705	9,9%	
5. Kauthar Bouchallikht	470	6,6%	
6. Paul Smeulders	281	4%	
7. Danielle Hirsch	171	2,4%	
8. Tom van den Nieuwenhuijzen	129	1,8%	
9. April Ranshuijsen	110	1,6%	
10. Jeroen Postma	84	1,2%	
11. Melody Deldjou Fard	67	0,9%	
12. Andrew Harijgens	65	0,9%	
13. Romano Boshove	61	0,9%	
14. Pepijn Zwanenberg	56	0,8%	
15. Laura Vissenberg	43	0,6%	
16. Milka Yemane	39	0,5%	
17. Raki Ap	38	0,5%	
18. Dorrit de Jong	38	0,5%	















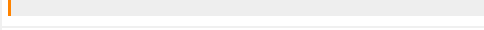
















19. Geen der kandidaten	36	0,5%	
20. Noortje Thijssen	34	0,5%	
21. Mark Brakel	32	0,5%	
22. Tara Scally	26	0,4%	
23. Mohamed Amessas	22	0,3%	
24. Brigitta Scheepsma	21	0,3%	
25. Jaswina Elahi	20	0,3%	
26. Colin Kok	18	0,3%	
27. Nadia Ait Hammou	16	0,2%	
28. Imran Hyder	16	0,2%	
29. Saskia van der Elst	14	0,2%	
30. Ali Daliry	11	0,2%	
31. Samir Toub	8	0,1%	
32. Sascha Steinfeldt	7	0,1%	
33. Debora Fernald	5	0,1%	
34. Kees Mulder	3	0%	

Ronde 2















2. Senna Maatoug	3507	49,5%	
3. Lisa Westerveld	940	13,3%	
4. Suzanne Kröger	706	10%	
5. Kauthar Bouchallikht	470	6,6%	
6. Paul Smeulders	282	4%	
7. Danielle Hirsch	171	2,4%	
8. Tom van den Nieuwenhuijzen	129	1,8%	
9. April Ranshuijsen	110	1,6%	
10. Jeroen Postma	84	1,2%	
11. Melody Deldjou Fard	67	0,9%	
12. Andrew Harijgens	65	0,9%	
13. Romano Boshove	61	0,9%	
14. Pepijn Zwanenberg	56	0,8%	
15. Laura Vissenberg	43	0,6%	
16. Milka Yemane	39	0,5%	
17. Raki Ap	38	0,5%	
18. Dorrit de Jong	38	0,5%	
19. Geen der kandidaten	36	0,5%	
20. Noortje Thijssen	34	0,5%	
21. Mark Brakel	32	0,5%	
22. Tara Scally	26	0,4%	
23. Mohamed Amessas	22	0,3%	
24. Brigitta Scheepsma	21	0,3%	
25. Jaswina Elahi	20	0,3%	
26. Colin Kok	18	0,3%	
27. Nadia Ait Hammou	16	0,2%	
28. Imran Hyder	16	0,2%	
29. Saskia van der Elst	14	0,2%	
30. Ali Daliry	11	0,2%	
31. Samir Toub	8	0,1%	
32. Sascha Steinfeldt	7	0,1%	

33. Debora Fernald	5	0,1%	
--------------------	---	------	--

Ronde 3

2. Senna Maatoug	3507	49,5%	
3. Lisa Westerveld	940	13,3%	
4. Suzanne Kröger	706	10%	
5. Kauthar Bouchallikht	471	6,6%	
6. Paul Smeulders	282	4%	
7. Danielle Hirsch	171	2,4%	
8. Tom van den Nieuwenhuijzen	129	1,8%	
9. April Ranshuijsen	110	1,6%	
10. Jeroen Postma	84	1,2%	
11. Melody Deldjou Fard	68	1%	
12. Andrew Harijgens	66	0,9%	
13. Romano Boshove	61	0,9%	
14. Pepijn Zwanenberg	56	0,8%	
15. Laura Vissenberg	43	0,6%	
16. Milka Yemane	39	0,5%	
17. Raki Ap	39	0,5%	
18. Dorrit de Jong	38	0,5%	
19. Geen der kandidaten	36	0,5%	
20. Noortje Thijssen	34	0,5%	
21. Mark Brakel	32	0,5%	
22. Tara Scally	26	0,4%	
23. Mohamed Amessas	22	0,3%	
24. Brigitta Scheepsma	21	0,3%	
25. Jaswina Elahi	20	0,3%	
26. Colin Kok	18	0,3%	
27. Imran Hyder	16	0,2%	
28. Nadia Ait Hammou	16	0,2%	
29. Saskia van der Elst	15	0,2%	
30. Ali Daliry	11	0,2%	
31. Samir Toub	8	0,1%	
32. Sascha Steinfeldt	7	0,1%	

Ronde 4

2. Senna Maatoug	3508	49,5%	
3. Lisa Westerveld	942	13,3%	
4. Suzanne Kröger	706	10%	
5. Kauthar Bouchallikht	471	6,6%	
6. Paul Smeulders	282	4%	
7. Danielle Hirsch	171	2,4%	
8. Tom van den Nieuwenhuijzen	129	1,8%	
9. April Ranshuijsen	110	1,6%	
10. Jeroen Postma	84	1,2%	
11. Melody Deldjou Fard	68	1%	
12. Andrew Harijgens	66	0,9%	
13. Romano Boshove	61	0,9%	
14. Pepijn Zwanenberg	56	0,8%	
15. Laura Vissenberg	43	0,6%	




























16. Raki Ap	40	0,6%	
17. Milka Yemane	39	0,5%	
18. Dorrit de Jong	38	0,5%	
19. Geen der kandidaten	36	0,5%	
20. Noortje Thijssen	34	0,5%	
21. Mark Brakel	32	0,5%	
22. Tara Scally	27	0,4%	
23. Mohamed Amessas	22	0,3%	
24. Brigitta Scheepsma	21	0,3%	
25. Jaswina Elahi	20	0,3%	
26. Colin Kok	18	0,3%	
27. Imran Hyder	16	0,2%	
28. Nadia Ait Hammou	16	0,2%	
29. Saskia van der Elst	15	0,2%	
30. Ali Daliry	11	0,2%	
31. Samir Toub	9	0,1%	

Ronde 5





















2. Senna Maatoug	3508	49,5%	
3. Lisa Westerveld	942	13,3%	
4. Suzanne Kröger	706	10%	
5. Kauthar Bouchallikht	472	6,7%	
6. Paul Smeulders	283	4%	
7. Danielle Hirsch	171	2,4%	
8. Tom van den Nieuwenhuijzen	130	1,8%	
9. April Ranshuijsen	110	1,6%	
10. Jeroen Postma	84	1,2%	
11. Melody Deldjou Fard	69	1%	
12. Andrew Harijgens	67	0,9%	
13. Romano Boshove	61	0,9%	
14. Pepijn Zwanenberg	57	0,8%	
15. Laura Vissenberg	43	0,6%	
16. Raki Ap	40	0,6%	
17. Milka Yemane	39	0,6%	
18. Dorrit de Jong	39	0,6%	
19. Geen der kandidaten	36	0,5%	
20. Noortje Thijssen	34	0,5%	
21. Mark Brakel	32	0,5%	
22. Tara Scally	27	0,4%	
23. Mohamed Amessas	22	0,3%	
24. Brigitta Scheepsma	21	0,3%	
25. Jaswina Elahi	20	0,3%	
26. Colin Kok	18	0,3%	
27. Nadia Ait Hammou	16	0,2%	
28. Imran Hyder	16	0,2%	
29. Saskia van der Elst	15	0,2%	
30. Ali Daliry	11	0,2%	

Ronde 6

2. Senna Maatoug	3509	49,5%	
------------------	------	-------	--

3. Lisa Westerveld	942	13,3%	
4. Suzanne Kröger	707	10%	
5. Kauthar Bouchallikht	472	6,7%	
6. Paul Smeulders	283	4%	
7. Danielle Hirsch	171	2,4%	
8. Tom van den Nieuwenhuijzen	130	1,8%	
9. April Ranshuijsen	110	1,6%	
10. Jeroen Postma	84	1,2%	
11. Melody Deldjou Fard	69	1%	
12. Andrew Harijgens	67	0,9%	
13. Romano Boshove	61	0,9%	
14. Pepijn Zwanenberg	57	0,8%	
15. Laura Vissenberg	43	0,6%	
16. Raki Ap	40	0,6%	
17. Dorrit de Jong	39	0,6%	
18. Milka Yemane	39	0,6%	
19. Geen der kandidaten	36	0,5%	
20. Noortje Thijssen	34	0,5%	
21. Mark Brakel	32	0,5%	
22. Tara Scally	27	0,4%	
23. Mohamed Amessas	23	0,3%	
24. Brigitta Scheepsma	21	0,3%	
25. Jaswina Elahi	20	0,3%	
26. Colin Kok	19	0,3%	
27. Saskia van der Elst	17	0,2%	
28. Nadia Ait Hammou	16	0,2%	
29. Imran Hyder	16	0,2%	

Ronde 7

2. Senna Maatoug	3515	49,6%	
3. Lisa Westerveld	944	13,3%	
4. Suzanne Kröger	708	10%	
5. Kauthar Bouchallikht	472	6,7%	
6. Paul Smeulders	283	4%	
7. Danielle Hirsch	171	2,4%	
8. Tom van den Nieuwenhuijzen	130	1,8%	
9. April Ranshuijsen	110	1,6%	
10. Jeroen Postma	84	1,2%	
11. Melody Deldjou Fard	69	1%	
12. Andrew Harijgens	69	1%	
13. Romano Boshove	61	0,9%	
14. Pepijn Zwanenberg	57	0,8%	
15. Laura Vissenberg	43	0,6%	
16. Raki Ap	40	0,6%	
17. Dorrit de Jong	39	0,6%	
18. Milka Yemane	39	0,6%	
19. Geen der kandidaten	36	0,5%	
20. Noortje Thijssen	35	0,5%	
21. Mark Brakel	33	0,5%	

22. Tara Scally	28	0,4%	
23. Mohamed Amessas	23	0,3%	
24. Brigitta Scheepsma	21	0,3%	
25. Jaswina Elahi	20	0,3%	
26. Colin Kok	19	0,3%	
27. Saskia van der Elst	17	0,2%	
28. Nadia Ait Hammou	16	0,2%	

Ronde 8

2. Senna Maatoug	3517	49,7%	
3. Lisa Westerveld	946	13,4%	
4. Suzanne Kröger	711	10%	
5. Kauthar Bouchallikht	474	6,7%	
6. Paul Smeulders	284	4%	
7. Danielle Hirsch	171	2,4%	
8. Tom van den Nieuwenhuijzen	130	1,8%	
9. April Ranshuijsen	110	1,6%	
10. Jeroen Postma	84	1,2%	
11. Melody Deldjou Fard	70	1%	
12. Andrew Harijgens	70	1%	
13. Romano Boshove	61	0,9%	
14. Pepijn Zwanenberg	57	0,8%	
15. Laura Vissenberg	43	0,6%	
16. Raki Ap	42	0,6%	
17. Dorrit de Jong	39	0,6%	
18. Milka Yemane	39	0,6%	
19. Geen der kandidaten	36	0,5%	
20. Noortje Thijssen	35	0,5%	
21. Mark Brakel	33	0,5%	
22. Tara Scally	28	0,4%	
23. Mohamed Amessas	24	0,3%	
24. Brigitta Scheepsma	21	0,3%	
25. Jaswina Elahi	20	0,3%	
26. Colin Kok	19	0,3%	
27. Saskia van der Elst	17	0,2%	

Ronde 9

2. Senna Maatoug	3520	49,7%	
3. Lisa Westerveld	947	13,4%	
4. Suzanne Kröger	714	10,1%	
5. Kauthar Bouchallikht	474	6,7%	
6. Paul Smeulders	286	4%	
7. Danielle Hirsch	171	2,4%	
8. Tom van den Nieuwenhuijzen	130	1,8%	
9. April Ranshuijsen	110	1,6%	
10. Jeroen Postma	84	1,2%	
11. Andrew Harijgens	70	1%	
12. Melody Deldjou Fard	70	1%	
13. Romano Boshove	62	0,9%	
14. Pepijn Zwanenberg	58	0,8%	

15. Laura Vissenberg	44	0,6%	
16. Raki Ap	42	0,6%	
17. Dorrit de Jong	39	0,6%	
18. Milka Yemane	39	0,6%	
19. Geen der kandidaten	36	0,5%	
20. Noortje Thijssen	35	0,5%	
21. Mark Brakel	33	0,5%	
22. Tara Scally	28	0,4%	
23. Brigitta Scheepsma	24	0,3%	
24. Mohamed Amessas	24	0,3%	
25. Colin Kok	20	0,3%	
26. Jaswina Elahi	20	0,3%	

Ronde 10

2. Senna Maatoug	3523	49,8%	
3. Lisa Westerveld	950	13,4%	
4. Suzanne Kröger	714	10,1%	
5. Kauthar Bouchallikht	476	6,7%	
6. Paul Smeulders	286	4%	
7. Danielle Hirsch	171	2,4%	
8. Tom van den Nieuwenhuijzen	131	1,9%	
9. April Ranshuijsen	110	1,6%	
10. Jeroen Postma	84	1,2%	
11. Melody Deldjou Fard	72	1%	
12. Andrew Harijgens	70	1%	
13. Romano Boshove	62	0,9%	
14. Pepijn Zwanenberg	58	0,8%	
15. Laura Vissenberg	44	0,6%	
16. Raki Ap	43	0,6%	
17. Milka Yemane	41	0,6%	
18. Dorrit de Jong	39	0,6%	
19. Geen der kandidaten	36	0,5%	
20. Noortje Thijssen	35	0,5%	
21. Mark Brakel	33	0,5%	
22. Tara Scally	30	0,4%	
23. Mohamed Amessas	25	0,4%	
24. Brigitta Scheepsma	24	0,3%	
25. Colin Kok	21	0,3%	

Ronde 11

2. Senna Maatoug	3528	49,8%	
3. Lisa Westerveld	952	13,5%	
4. Suzanne Kröger	714	10,1%	
5. Kauthar Bouchallikht	476	6,7%	
6. Paul Smeulders	286	4%	
7. Danielle Hirsch	173	2,4%	
8. Tom van den Nieuwenhuijzen	132	1,9%	
9. April Ranshuijsen	110	1,6%	
10. Jeroen Postma	84	1,2%	
11. Melody Deldjou Fard	72	1%	

12. Andrew Harijgens	71	1%	
13. Romano Boshove	68	1%	
14. Pepijn Zwanenberg	59	0,8%	
15. Laura Vissenberg	44	0,6%	
16. Raki Ap	43	0,6%	
17. Milka Yemane	41	0,6%	
18. Dorrit de Jong	39	0,6%	
19. Geen der kandidaten	36	0,5%	
20. Noortje Thijssen	35	0,5%	
21. Mark Brakel	33	0,5%	
22. Tara Scally	31	0,4%	
23. Mohamed Amessas	27	0,4%	
24. Brigitta Scheepsma	24	0,3%	

Ronde 12

2. Senna Maatoug	3534	50%	
3. Lisa Westerveld	954	13,5%	
4. Suzanne Kröger	718	10,2%	
5. Kauthar Bouchallikht	477	6,7%	
6. Paul Smeulders	286	4%	
7. Danielle Hirsch	173	2,4%	
8. Tom van den Nieuwenhuijzen	132	1,9%	
9. April Ranshuijsen	110	1,6%	
10. Jeroen Postma	85	1,2%	
11. Melody Deldjou Fard	72	1%	
12. Andrew Harijgens	71	1%	
13. Romano Boshove	68	1%	
14. Pepijn Zwanenberg	59	0,8%	
15. Raki Ap	46	0,7%	
16. Laura Vissenberg	44	0,6%	
17. Milka Yemane	41	0,6%	
18. Dorrit de Jong	39	0,6%	
19. Geen der kandidaten	36	0,5%	
20. Noortje Thijssen	35	0,5%	
21. Mark Brakel	33	0,5%	
22. Tara Scally	31	0,4%	
23. Mohamed Amessas	27	0,4%	

Ronde 13

2. Senna Maatoug	3538	50,1%	
3. Lisa Westerveld	957	13,5%	
4. Suzanne Kröger	719	10,2%	
5. Kauthar Bouchallikht	478	6,8%	
6. Paul Smeulders	287	4,1%	
7. Danielle Hirsch	174	2,5%	
8. Tom van den Nieuwenhuijzen	133	1,9%	
9. April Ranshuijsen	110	1,6%	
10. Jeroen Postma	86	1,2%	
11. Melody Deldjou Fard	73	1%	
12. Romano Boshove	72	1%	

13. Andrew Harijgens	71	1%	
14. Pepijn Zwanenberg	60	0,8%	
15. Raki Ap	46	0,7%	
16. Laura Vissenberg	44	0,6%	
17. Milka Yemane	41	0,6%	
18. Dorrit de Jong	40	0,6%	
19. Geen der kandidaten	36	0,5%	
20. Noortje Thijssen	35	0,5%	
21. Tara Scally	34	0,5%	
22. Mark Brakel	33	0,5%	

Winnaar

Senna Maatoug	3538	50,1%	
---------------	------	-------	--





























Plaats 6

Ronde 1













2. Bart Snels	3220	45,4%	
3. Lisa Westerveld	936	13,2%	
4. Suzanne Kröger	783	11%	
5. Kauthar Bouchallikht	545	7,7%	
6. Paul Smeulders	284	4%	
7. Simion Blom	195	2,8%	
8. Danielle Hirsch	174	2,5%	
9. April Ranshuijsen	113	1,6%	
10. Tom van den Nieuwenhuijzen	107	1,5%	
11. Jeroen Postma	83	1,2%	
12. Pepijn Zwanenberg	58	0,8%	
13. Romano Boshove	56	0,8%	
14. Andrew Harijgens	56	0,8%	
15. Melody Deldjou Fard	54	0,8%	
16. Laura Vissenberg	43	0,6%	
17. Dorrit de Jong	37	0,5%	
18. Geen der kandidaten	36	0,5%	
19. Mark Brakel	34	0,5%	
20. Raki Ap	33	0,5%	
21. Noortje Thijssen	33	0,5%	
22. Milka Yemane	27	0,4%	
23. Tara Scally	25	0,4%	
24. Mohamed Amessas	21	0,3%	
25. Brigitta Scheepsma	20	0,3%	
26. Colin Kok	18	0,3%	
27. Jaswina Elahi	17	0,2%	
28. Nadia Ait Hammou	16	0,2%	
29. Imran Hyder	16	0,2%	
30. Saskia van der Elst	13	0,2%	
31. Ali Daliry	11	0,2%	
32. Samir Toub	9	0,1%	
33. Sascha Steinfeldt	8	0,1%	
34. Kees Mulder	4	0,1%	

35. Debora Fernald	4	0,1%	
--------------------	---	------	---

Ronde 2

2. Bart Snels	3220	45,4%	
3. Lisa Westerveld	936	13,2%	
4. Suzanne Kröger	783	11%	
5. Kauthar Bouchallikht	546	7,7%	
6. Paul Smeulders	284	4%	
7. Simion Blom	195	2,8%	
8. Danielle Hirsch	174	2,5%	
9. April Ranshuijsen	113	1,6%	
10. Tom van den Nieuwenhuijzen	107	1,5%	
11. Jeroen Postma	83	1,2%	
12. Pepijn Zwanenberg	58	0,8%	
13. Andrew Harijgens	56	0,8%	
14. Romano Boshove	56	0,8%	
15. Melody Deldjou Fard	55	0,8%	
16. Laura Vissenberg	43	0,6%	
17. Dorrit de Jong	37	0,5%	
18. Geen der kandidaten	36	0,5%	
19. Raki Ap	34	0,5%	
20. Mark Brakel	34	0,5%	
21. Noortje Thijssen	33	0,5%	
22. Milka Yemane	27	0,4%	
23. Tara Scally	25	0,4%	
24. Mohamed Amessas	21	0,3%	
25. Brigitta Scheepsma	20	0,3%	
26. Colin Kok	18	0,3%	
27. Jaswina Elahi	17	0,2%	
28. Imran Hyder	16	0,2%	
29. Nadia Ait Hammou	16	0,2%	
30. Saskia van der Elst	14	0,2%	
31. Ali Daliry	11	0,2%	
32. Samir Toub	9	0,1%	
33. Sascha Steinfeldt	8	0,1%	
34. Kees Mulder	4	0,1%	

Ronde 3

2. Bart Snels	3222	45,5%	
3. Lisa Westerveld	936	13,2%	
4. Suzanne Kröger	784	11,1%	
5. Kauthar Bouchallikht	546	7,7%	
6. Paul Smeulders	285	4%	
7. Simion Blom	195	2,8%	
8. Danielle Hirsch	174	2,5%	
9. April Ranshuijsen	113	1,6%	
10. Tom van den Nieuwenhuijzen	107	1,5%	
11. Jeroen Postma	83	1,2%	
12. Pepijn Zwanenberg	58	0,8%	
13. Andrew Harijgens	56	0,8%	

14. Romano Boshove	56	0,8%	
15. Melody Deldjou Fard	55	0,8%	
16. Laura Vissenberg	43	0,6%	
17. Dorrit de Jong	37	0,5%	
18. Geen der kandidaten	36	0,5%	
19. Mark Brakel	34	0,5%	
20. Raki Ap	34	0,5%	
21. Noortje Thijssen	33	0,5%	
22. Milka Yemane	27	0,4%	
23. Tara Scally	25	0,4%	
24. Mohamed Amessas	21	0,3%	
25. Brigitta Scheepsma	20	0,3%	
26. Colin Kok	18	0,3%	
27. Jaswina Elahi	17	0,2%	
28. Nadia Ait Hammou	16	0,2%	
29. Imran Hyder	16	0,2%	
30. Saskia van der Elst	14	0,2%	
31. Ali Daliry	11	0,2%	
32. Samir Toub	9	0,1%	
33. Sascha Steinfeldt	8	0,1%	

Ronde 4

2. Bart Snels	3224	45,5%	
3. Lisa Westerveld	938	13,2%	
4. Suzanne Kröger	785	11,1%	
5. Kauthar Bouchallikht	546	7,7%	
6. Paul Smeulders	285	4%	
7. Simion Blom	196	2,8%	
8. Danielle Hirsch	174	2,5%	
9. April Ranshuijsen	113	1,6%	
10. Tom van den Nieuwenhuijzen	107	1,5%	
11. Jeroen Postma	83	1,2%	
12. Pepijn Zwanenberg	58	0,8%	
13. Andrew Harijgens	56	0,8%	
14. Romano Boshove	56	0,8%	
15. Melody Deldjou Fard	55	0,8%	
16. Laura Vissenberg	43	0,6%	
17. Dorrit de Jong	37	0,5%	
18. Geen der kandidaten	36	0,5%	
19. Raki Ap	34	0,5%	
20. Mark Brakel	34	0,5%	
21. Noortje Thijssen	33	0,5%	
22. Milka Yemane	27	0,4%	
23. Tara Scally	26	0,4%	
24. Mohamed Amessas	21	0,3%	
25. Brigitta Scheepsma	20	0,3%	
26. Colin Kok	18	0,3%	
27. Jaswina Elahi	17	0,2%	
28. Imran Hyder	16	0,2%	

29. Nadia Ait Hammou	16	0,2%	
30. Saskia van der Elst	14	0,2%	
31. Ali Daliry	11	0,2%	
32. Samir Toub	9	0,1%	

Ronde 5

2. Bart Snels	3225	45,5%	
3. Lisa Westerveld	938	13,2%	
4. Suzanne Kröger	785	11,1%	
5. Kauthar Bouchallikht	547	7,7%	
6. Paul Smeulders	286	4%	
7. Simion Blom	198	2,8%	
8. Danielle Hirsch	174	2,5%	
9. April Ranshuijsen	113	1,6%	
10. Tom van den Nieuwenhuijzen	108	1,5%	
11. Jeroen Postma	83	1,2%	
12. Pepijn Zwanenberg	58	0,8%	
13. Andrew Harijgens	57	0,8%	
14. Romano Boshove	56	0,8%	
15. Melody Deldjou Fard	56	0,8%	
16. Laura Vissenberg	43	0,6%	
17. Dorrit de Jong	37	0,5%	
18. Geen der kandidaten	36	0,5%	
19. Raki Ap	34	0,5%	
20. Mark Brakel	34	0,5%	
21. Noortje Thijssen	33	0,5%	
22. Milka Yemane	27	0,4%	
23. Tara Scally	26	0,4%	
24. Mohamed Amessas	21	0,3%	
25. Brigitta Scheepsma	20	0,3%	
26. Colin Kok	18	0,3%	
27. Jaswina Elahi	17	0,2%	
28. Nadia Ait Hammou	16	0,2%	
29. Imran Hyder	16	0,2%	
30. Saskia van der Elst	14	0,2%	
31. Ali Daliry	11	0,2%	

Ronde 6

2. Bart Snels	3226	45,6%	
3. Lisa Westerveld	938	13,2%	
4. Suzanne Kröger	786	11,1%	
5. Kauthar Bouchallikht	547	7,7%	
6. Paul Smeulders	286	4%	
7. Simion Blom	198	2,8%	
8. Danielle Hirsch	174	2,5%	
9. April Ranshuijsen	113	1,6%	
10. Tom van den Nieuwenhuijzen	108	1,5%	
11. Jeroen Postma	83	1,2%	
12. Pepijn Zwanenberg	58	0,8%	
13. Andrew Harijgens	57	0,8%	



























14. Melody Deldjou Fard	56	0,8%	
15. Romano Boshove	56	0,8%	
16. Laura Vissenberg	43	0,6%	
17. Dorrit de Jong	37	0,5%	
18. Geen der kandidaten	36	0,5%	
19. Raki Ap	34	0,5%	
20. Mark Brakel	34	0,5%	
21. Noortje Thijssen	33	0,5%	
22. Milka Yemane	27	0,4%	
23. Tara Scally	26	0,4%	
24. Mohamed Amessas	22	0,3%	
25. Brigitta Scheepsma	20	0,3%	
26. Colin Kok	19	0,3%	
27. Jaswina Elahi	17	0,2%	
28. Imran Hyder	16	0,2%	
29. Saskia van der Elst	16	0,2%	
30. Nadia Ait Hammou	16	0,2%	

Ronde 7






















2. Bart Snels	3226	45,6%	
3. Lisa Westerveld	941	13,3%	
4. Suzanne Kröger	789	11,1%	
5. Kauthar Bouchallikht	549	7,8%	
6. Paul Smeulders	287	4,1%	
7. Simion Blom	199	2,8%	
8. Danielle Hirsch	174	2,5%	
9. April Ranshuijsen	113	1,6%	
10. Tom van den Nieuwenhuijzen	108	1,5%	
11. Jeroen Postma	83	1,2%	
12. Pepijn Zwanenberg	58	0,8%	
13. Andrew Harijgens	58	0,8%	
14. Melody Deldjou Fard	57	0,8%	
15. Romano Boshove	56	0,8%	
16. Laura Vissenberg	43	0,6%	
17. Dorrit de Jong	37	0,5%	
18. Raki Ap	36	0,5%	
19. Geen der kandidaten	36	0,5%	
20. Mark Brakel	34	0,5%	
21. Noortje Thijssen	33	0,5%	
22. Milka Yemane	27	0,4%	
23. Tara Scally	26	0,4%	
24. Mohamed Amessas	23	0,3%	
25. Brigitta Scheepsma	20	0,3%	
26. Colin Kok	19	0,3%	
27. Jaswina Elahi	17	0,2%	
28. Saskia van der Elst	16	0,2%	
29. Imran Hyder	16	0,2%	




Ronde 8

2. Bart Snels	3233	45,7%	
---------------	------	-------	--


























3. Lisa Westerveld	944	13,3%	
4. Suzanne Kröger	790	11,2%	
5. Kauthar Bouchallikht	549	7,8%	
6. Paul Smeulders	287	4,1%	
7. Simion Blom	199	2,8%	
8. Danielle Hirsch	174	2,5%	
9. April Ranshuijsen	113	1,6%	
10. Tom van den Nieuwenhuijzen	108	1,5%	
11. Jeroen Postma	83	1,2%	
12. Andrew Harijgens	59	0,8%	
13. Pepijn Zwanenberg	58	0,8%	
14. Melody Deldjou Fard	57	0,8%	
15. Romano Boshove	56	0,8%	
16. Laura Vissenberg	43	0,6%	
17. Dorrit de Jong	38	0,5%	
18. Raki Ap	36	0,5%	
19. Geen der kandidaten	36	0,5%	
20. Mark Brakel	35	0,5%	
21. Noortje Thijssen	34	0,5%	
22. Milka Yemane	27	0,4%	
23. Tara Scally	26	0,4%	
24. Mohamed Amessas	23	0,3%	
25. Brigitta Scheepsma	20	0,3%	
26. Colin Kok	19	0,3%	
27. Jaswina Elahi	17	0,2%	
28. Saskia van der Elst	16	0,2%	

Ronde 9

















2. Bart Snels	3236	45,7%	
3. Lisa Westerveld	945	13,3%	
4. Suzanne Kröger	793	11,2%	
5. Kauthar Bouchallikht	549	7,8%	
6. Paul Smeulders	288	4,1%	
7. Simion Blom	199	2,8%	
8. Danielle Hirsch	174	2,5%	
9. April Ranshuijsen	113	1,6%	
10. Tom van den Nieuwenhuijzen	108	1,5%	
11. Jeroen Postma	83	1,2%	
12. Pepijn Zwanenberg	59	0,8%	
13. Andrew Harijgens	59	0,8%	
14. Romano Boshove	57	0,8%	
15. Melody Deldjou Fard	57	0,8%	
16. Laura Vissenberg	44	0,6%	
17. Dorrit de Jong	38	0,5%	
18. Geen der kandidaten	36	0,5%	
19. Raki Ap	36	0,5%	
20. Mark Brakel	35	0,5%	
21. Noortje Thijssen	34	0,5%	
22. Milka Yemane	27	0,4%	

23. Tara Scally	26	0,4%	
24. Brigitta Scheepsma	23	0,3%	
25. Mohamed Amessas	23	0,3%	
26. Colin Kok	20	0,3%	
27. Jaswina Elahi	17	0,2%	

Ronde 10

2. Bart Snels	3239	45,8%	
3. Lisa Westerveld	947	13,4%	
4. Suzanne Kröger	793	11,2%	
5. Kauthar Bouchallikht	551	7,8%	
6. Paul Smeulders	288	4,1%	
7. Simion Blom	200	2,8%	
8. Danielle Hirsch	174	2,5%	
9. April Ranshuijsen	113	1,6%	
10. Tom van den Nieuwenhuijzen	108	1,5%	
11. Jeroen Postma	83	1,2%	
12. Pepijn Zwanenberg	59	0,8%	
13. Andrew Harijgens	59	0,8%	
14. Melody Deldjou Fard	59	0,8%	
15. Romano Boshove	57	0,8%	
16. Laura Vissenberg	44	0,6%	
17. Dorrit de Jong	38	0,5%	
18. Raki Ap	37	0,5%	
19. Geen der kandidaten	36	0,5%	
20. Mark Brakel	35	0,5%	
21. Noortje Thijssen	34	0,5%	
22. Tara Scally	28	0,4%	
23. Milka Yemane	28	0,4%	
24. Mohamed Amessas	24	0,3%	
25. Brigitta Scheepsma	23	0,3%	
26. Colin Kok	21	0,3%	

Ronde 11

2. Bart Snels	3244	45,8%	
3. Lisa Westerveld	949	13,4%	
4. Suzanne Kröger	793	11,2%	
5. Kauthar Bouchallikht	551	7,8%	
6. Paul Smeulders	288	4,1%	
7. Simion Blom	200	2,8%	
8. Danielle Hirsch	175	2,5%	
9. April Ranshuijsen	113	1,6%	
10. Tom van den Nieuwenhuijzen	109	1,5%	
11. Jeroen Postma	83	1,2%	
12. Romano Boshove	63	0,9%	
13. Pepijn Zwanenberg	60	0,8%	
14. Andrew Harijgens	60	0,8%	
15. Melody Deldjou Fard	60	0,8%	
16. Laura Vissenberg	44	0,6%	
17. Dorrit de Jong	38	0,5%	

18. Raki Ap	37	0,5%	
19. Geen der kandidaten	36	0,5%	
20. Mark Brakel	35	0,5%	
21. Noortje Thijssen	34	0,5%	
22. Tara Scally	29	0,4%	
23. Milka Yemane	28	0,4%	
24. Mohamed Amessas	26	0,4%	
25. Brigitta Scheepsma	23	0,3%	

Ronde 12

2. Bart Snels	3251	46%	
3. Lisa Westerveld	951	13,4%	
4. Suzanne Kröger	796	11,3%	
5. Kauthar Bouchallikht	552	7,8%	
6. Paul Smeulders	288	4,1%	
7. Simion Blom	200	2,8%	
8. Danielle Hirsch	175	2,5%	
9. April Ranshuijsen	113	1,6%	
10. Tom van den Nieuwenhuijzen	109	1,5%	
11. Jeroen Postma	83	1,2%	
12. Romano Boshove	63	0,9%	
13. Pepijn Zwanenberg	60	0,8%	
14. Andrew Harijgens	60	0,8%	
15. Melody Deldjou Fard	60	0,8%	
16. Laura Vissenberg	44	0,6%	
17. Raki Ap	40	0,6%	
18. Dorrit de Jong	38	0,5%	
19. Geen der kandidaten	36	0,5%	
20. Mark Brakel	35	0,5%	
21. Noortje Thijssen	34	0,5%	
22. Tara Scally	29	0,4%	
23. Milka Yemane	28	0,4%	
24. Mohamed Amessas	26	0,4%	

Ronde 13

2. Bart Snels	3254	46%	
3. Lisa Westerveld	954	13,5%	
4. Suzanne Kröger	796	11,3%	
5. Kauthar Bouchallikht	555	7,9%	
6. Paul Smeulders	289	4,1%	
7. Simion Blom	201	2,8%	
8. Danielle Hirsch	175	2,5%	
9. April Ranshuijsen	113	1,6%	
10. Tom van den Nieuwenhuijzen	110	1,6%	
11. Jeroen Postma	84	1,2%	
12. Romano Boshove	66	0,9%	
13. Melody Deldjou Fard	62	0,9%	
14. Andrew Harijgens	60	0,8%	
15. Pepijn Zwanenberg	60	0,8%	
16. Laura Vissenberg	44	0,6%	



17. Raki Ap	40	0,6%	
18. Dorrit de Jong	39	0,6%	
19. Geen der kandidaten	36	0,5%	
20. Mark Brakel	35	0,5%	
21. Noortje Thijssen	34	0,5%	
22. Tara Scally	32	0,5%	
23. Milka Yemane	28	0,4%	

Ronde 14




















2. Bart Snels	3260	46,1%	
3. Lisa Westerveld	954	13,5%	
4. Suzanne Kröger	797	11,3%	
5. Kauthar Bouchallikht	559	7,9%	
6. Paul Smeulders	289	4,1%	
7. Simion Blom	204	2,9%	
8. Danielle Hirsch	178	2,5%	
9. April Ranshuijsen	113	1,6%	
10. Tom van den Nieuwenhuijzen	110	1,6%	
11. Jeroen Postma	84	1,2%	
12. Melody Deldjou Fard	68	1%	
13. Romano Boshove	67	0,9%	
14. Andrew Harijgens	61	0,9%	
15. Pepijn Zwanenberg	60	0,8%	
16. Laura Vissenberg	44	0,6%	
17. Raki Ap	40	0,6%	
18. Dorrit de Jong	39	0,6%	
19. Geen der kandidaten	36	0,5%	
20. Mark Brakel	36	0,5%	
21. Noortje Thijssen	34	0,5%	
22. Tara Scally	34	0,5%	

Ronde 15



















2. Bart Snels	3266	46,2%	
3. Lisa Westerveld	956	13,5%	
4. Suzanne Kröger	800	11,3%	
5. Kauthar Bouchallikht	560	7,9%	
6. Paul Smeulders	290	4,1%	
7. Simion Blom	204	2,9%	
8. Danielle Hirsch	180	2,5%	
9. April Ranshuijsen	115	1,6%	
10. Tom van den Nieuwenhuijzen	110	1,6%	
11. Jeroen Postma	85	1,2%	
12. Melody Deldjou Fard	75	1,1%	
13. Romano Boshove	67	0,9%	
14. Pepijn Zwanenberg	62	0,9%	
15. Andrew Harijgens	61	0,9%	
16. Laura Vissenberg	44	0,6%	
17. Raki Ap	40	0,6%	
18. Dorrit de Jong	39	0,6%	
19. Mark Brakel	37	0,5%	

20. Geen der kandidaten	36	0,5%	
21. Noortje Thijssen	35	0,5%	



Ronde 16













2. Bart Snels	3270	46,3%	
3. Lisa Westerveld	958	13,6%	
4. Suzanne Kröger	804	11,4%	
5. Kauthar Bouchallikht	564	8%	
6. Paul Smeulders	291	4,1%	
7. Simion Blom	204	2,9%	
8. Danielle Hirsch	181	2,6%	
9. April Ranshuijsen	116	1,6%	
10. Tom van den Nieuwenhuijzen	110	1,6%	
11. Jeroen Postma	87	1,2%	
12. Melody Deldjou Fard	75	1,1%	
13. Romano Boshove	67	0,9%	
14. Pepijn Zwanenberg	64	0,9%	
15. Andrew Harijgens	62	0,9%	
16. Laura Vissenberg	50	0,7%	
17. Dorrit de Jong	40	0,6%	
18. Raki Ap	40	0,6%	
19. Mark Brakel	38	0,5%	
20. Geen der kandidaten	36	0,5%	

Ronde 17

















2. Bart Snels	3270	46,6%	
3. Lisa Westerveld	958	13,6%	
4. Suzanne Kröger	804	11,5%	
5. Kauthar Bouchallikht	564	8%	
6. Paul Smeulders	291	4,1%	
7. Simion Blom	204	2,9%	
8. Danielle Hirsch	181	2,6%	
9. April Ranshuijsen	116	1,7%	
10. Tom van den Nieuwenhuijzen	110	1,6%	
11. Jeroen Postma	87	1,2%	
12. Melody Deldjou Fard	75	1,1%	
13. Romano Boshove	67	1%	
14. Pepijn Zwanenberg	64	0,9%	
15. Andrew Harijgens	62	0,9%	
16. Laura Vissenberg	50	0,7%	
17. Raki Ap	40	0,6%	
18. Dorrit de Jong	40	0,6%	
19. Mark Brakel	38	0,5%	

Ronde 18
















2. Bart Snels	3279	46,7%	
3. Lisa Westerveld	959	13,7%	
4. Suzanne Kröger	805	11,5%	
5. Kauthar Bouchallikht	569	8,1%	
6. Paul Smeulders	291	4,1%	

7. Simion Blom	206	2,9%	
8. Danielle Hirsch	182	2,6%	
9. April Ranshuijsen	118	1,7%	
10. Tom van den Nieuwenhuijzen	113	1,6%	
11. Jeroen Postma	90	1,3%	
12. Melody Deldjou Fard	75	1,1%	
13. Romano Boshove	67	1%	
14. Pepijn Zwanenberg	64	0,9%	
15. Andrew Harijgens	63	0,9%	
16. Laura Vissenberg	53	0,8%	
17. Dorrit de Jong	43	0,6%	
18. Raki Ap	40	0,6%	

Ronde 19

2. Bart Snels	3286	46,9%	
3. Lisa Westerveld	963	13,7%	
4. Suzanne Kröger	806	11,5%	
5. Kauthar Bouchallikht	574	8,2%	
6. Paul Smeulders	292	4,2%	
7. Simion Blom	209	3%	
8. Danielle Hirsch	182	2,6%	
9. April Ranshuijsen	119	1,7%	
10. Tom van den Nieuwenhuijzen	115	1,6%	
11. Jeroen Postma	90	1,3%	
12. Melody Deldjou Fard	78	1,1%	
13. Romano Boshove	71	1%	
14. Andrew Harijgens	66	0,9%	
15. Pepijn Zwanenberg	65	0,9%	
16. Laura Vissenberg	53	0,8%	
17. Dorrit de Jong	43	0,6%	

Ronde 20

2. Bart Snels	3298	47,1%	
3. Lisa Westerveld	971	13,9%	
4. Suzanne Kröger	810	11,6%	
5. Kauthar Bouchallikht	577	8,2%	
6. Paul Smeulders	293	4,2%	
7. Simion Blom	213	3%	
8. Danielle Hirsch	182	2,6%	
9. April Ranshuijsen	119	1,7%	
10. Tom van den Nieuwenhuijzen	116	1,7%	
11. Jeroen Postma	90	1,3%	
12. Melody Deldjou Fard	80	1,1%	
13. Romano Boshove	72	1%	
14. Pepijn Zwanenberg	67	1%	
15. Andrew Harijgens	66	0,9%	
16. Laura Vissenberg	55	0,8%	

Ronde 21

2. Bart Snels	3311	47,3%	
---------------	------	-------	--

3. Lisa Westerveld	977	13,9%	
4. Suzanne Kröger	817	11,7%	
5. Kauthar Bouchallikht	580	8,3%	
6. Paul Smeulders	296	4,2%	
7. Simion Blom	216	3,1%	
8. Danielle Hirsch	188	2,7%	
9. April Ranshuijsen	121	1,7%	
10. Tom van den Nieuwenhuijzen	116	1,7%	
11. Jeroen Postma	91	1,3%	
12. Melody Deldjou Fard	86	1,2%	
13. Romano Boshove	72	1%	
14. Pepijn Zwanenberg	67	1%	
15. Andrew Harijgens	67	1%	

Ronde 22





2. Bart Snels	3327	47,5%	
3. Lisa Westerveld	982	14%	
4. Suzanne Kröger	821	11,7%	
5. Kauthar Bouchallikht	590	8,4%	
6. Paul Smeulders	300	4,3%	
7. Simion Blom	227	3,2%	
8. Danielle Hirsch	194	2,8%	
9. April Ranshuijsen	124	1,8%	
10. Tom van den Nieuwenhuijzen	117	1,7%	
11. Jeroen Postma	93	1,3%	
12. Melody Deldjou Fard	88	1,3%	
13. Romano Boshove	72	1%	
14. Pepijn Zwanenberg	67	1%	

Ronde 23











2. Bart Snels	3340	47,8%	
3. Lisa Westerveld	987	14,1%	
4. Suzanne Kröger	826	11,8%	
5. Kauthar Bouchallikht	594	8,5%	
6. Paul Smeulders	302	4,3%	
7. Simion Blom	232	3,3%	
8. Danielle Hirsch	194	2,8%	
9. April Ranshuijsen	124	1,8%	
10. Tom van den Nieuwenhuijzen	121	1,7%	
11. Melody Deldjou Fard	96	1,4%	
12. Jeroen Postma	94	1,3%	
13. Romano Boshove	74	1,1%	

Ronde 24










2. Bart Snels	3350	48%	
3. Lisa Westerveld	997	14,3%	
4. Suzanne Kröger	832	11,9%	
5. Kauthar Bouchallikht	613	8,8%	
6. Paul Smeulders	307	4,4%	
7. Simion Blom	240	3,4%	

8. Danielle Hirsch	196	2,8%	
9. Tom van den Nieuwenhuijzen	127	1,8%	
10. April Ranshuijsen	126	1,8%	
11. Melody Deldjou Fard	97	1,4%	
12. Jeroen Postma	94	1,3%	









Ronde 25

2. Bart Snels	3388	48,6%	
3. Lisa Westerveld	1002	14,4%	
4. Suzanne Kröger	844	12,1%	
5. Kauthar Bouchallikht	624	8,9%	
6. Paul Smeulders	315	4,5%	
7. Simion Blom	244	3,5%	
8. Danielle Hirsch	199	2,9%	
9. Tom van den Nieuwenhuijzen	129	1,8%	
10. April Ranshuijsen	128	1,8%	
11. Melody Deldjou Fard	100	1,4%	








Ronde 26

2. Bart Snels	3408	49%	
3. Lisa Westerveld	1012	14,5%	
4. Suzanne Kröger	855	12,3%	
5. Kauthar Bouchallikht	635	9,1%	
6. Paul Smeulders	317	4,6%	
7. Simion Blom	249	3,6%	
8. Danielle Hirsch	209	3%	
9. Tom van den Nieuwenhuijzen	139	2%	
10. April Ranshuijsen	132	1,9%	

Ronde 27

2. Bart Snels	3439	49,6%	
3. Lisa Westerveld	1042	15%	
4. Suzanne Kröger	868	12,5%	
5. Kauthar Bouchallikht	648	9,3%	
6. Paul Smeulders	324	4,7%	
7. Simion Blom	258	3,7%	
8. Danielle Hirsch	217	3,1%	
9. Tom van den Nieuwenhuijzen	144	2,1%	

Ronde 28


2. Bart Snels	3471	50,1%	
3. Lisa Westerveld	1066	15,4%	
4. Suzanne Kröger	880	12,7%	
5. Kauthar Bouchallikht	661	9,5%	
6. Paul Smeulders	334	4,8%	
7. Simion Blom	289	4,2%	
8. Danielle Hirsch	221	3,2%	

Winnaar










Bart Snels	3471	50,1%	
------------	------	-------	--

Plaats 7

Ronde 1			
2. Suzanne Kröger	3591	50,8%	
3. Lisa Westerveld	1040	14,7%	
4. Kauthar Bouchallikht	600	8,5%	
5. Paul Smeulders	414	5,9%	
6. Simion Blom	196	2,8%	
7. Danielle Hirsch	192	2,7%	
8. April Ranshuijsen	136	1,9%	
9. Tom van den Nieuwenhuijzen	114	1,6%	
10. Jeroen Postma	89	1,3%	
11. Andrew Harijgens	72	1%	
12. Pepijn Zwanenberg	60	0,8%	
13. Romano Boshove	56	0,8%	
14. Melody Deldjou Fard	56	0,8%	
15. Laura Vissenberg	49	0,7%	
16. Dorrit de Jong	40	0,6%	
17. Mark Brakel	38	0,5%	
18. Noortje Thijssen	36	0,5%	
19. Geen der kandidaten	36	0,5%	
20. Raki Ap	33	0,5%	
21. Milka Yemane	27	0,4%	
22. Tara Scally	26	0,4%	
23. Mohamed Amessas	22	0,3%	
24. Colin Kok	22	0,3%	
25. Brigitta Scheepsma	21	0,3%	
26. Imran Hyder	20	0,3%	
27. Jaswina Elahi	18	0,3%	
28. Nadia Ait Hammou	17	0,2%	
29. Saskia van der Elst	16	0,2%	
30. Ali Daliry	12	0,2%	
31. Samir Toub	9	0,1%	
32. Sascha Steinfeldt	8	0,1%	
33. Debora Fernald	4	0,1%	
34. Kees Mulder	4	0,1%	

Winnaar			
Suzanne Kröger	3591	50,8%	

Plaats 8

Ronde 1			
2. Paul Smeulders	3153	44,6%	
3. Lisa Westerveld	1288	18,2%	
4. Kauthar Bouchallikht	801	11,3%	
5. Danielle Hirsch	217	3,1%	
6. Simion Blom	197	2,8%	
7. April Ranshuijsen	158	2,2%	
8. Niels van den Berge	154	2,2%	
9. Tom van den Nieuwenhuijzen	126	1,8%	
10. Jeroen Postma	104	1,5%	

11. Stephanie Bennett	87	1,2%	
12. Andrew Harijgens	78	1,1%	
13. Laura Vissenberg	69	1%	
14. Pepijn Zwanenberg	63	0,9%	
15. Melody Deldjou Fard	58	0,8%	
16. Romano Boshove	55	0,8%	
17. Dorrit de Jong	44	0,6%	
18. Mark Brakel	43	0,6%	
19. Noortje Thijssen	39	0,6%	
20. Geen der kandidaten	36	0,5%	
21. Raja Alouani	33	0,5%	
22. Raki Ap	32	0,5%	
23. Milka Yemane	27	0,4%	
24. Tara Scally	27	0,4%	
25. Colin Kok	24	0,3%	
26. Brigitta Scheepsma	23	0,3%	
27. Mohamed Amessas	23	0,3%	
28. Imran Hyder	21	0,3%	
29. Saskia van der Elst	20	0,3%	
30. Nadia Ait Hammou	17	0,2%	
31. Jaswina Elahi	15	0,2%	
32. Ali Daliry	11	0,2%	
33. Samir Toub	9	0,1%	
34. Sascha Steinfeldt	8	0,1%	
35. Kees Mulder	5	0,1%	
36. Debora Fernald	4	0,1%	

Ronde 2

2. Paul Smeulders	3153	44,6%	
3. Lisa Westerveld	1288	18,2%	
4. Kauthar Bouchallikht	802	11,3%	
5. Danielle Hirsch	217	3,1%	
6. Simion Blom	197	2,8%	
7. April Ranshuijsen	158	2,2%	
8. Niels van den Berge	154	2,2%	
9. Tom van den Nieuwenhuijzen	126	1,8%	
10. Jeroen Postma	104	1,5%	
11. Stephanie Bennett	87	1,2%	
12. Andrew Harijgens	78	1,1%	
13. Laura Vissenberg	69	1%	
14. Pepijn Zwanenberg	63	0,9%	
15. Melody Deldjou Fard	59	0,8%	
16. Romano Boshove	55	0,8%	
17. Dorrit de Jong	44	0,6%	
18. Mark Brakel	43	0,6%	
19. Noortje Thijssen	39	0,6%	
20. Geen der kandidaten	36	0,5%	
21. Raki Ap	33	0,5%	
22. Raja Alouani	33	0,5%	

23. Tara Scally	27	0,4%	
24. Milka Yemane	27	0,4%	
25. Colin Kok	24	0,3%	
26. Mohamed Amessas	23	0,3%	
27. Brigitta Scheepsma	23	0,3%	
28. Imran Hyder	21	0,3%	
29. Saskia van der Elst	21	0,3%	
30. Nadia Ait Hammou	17	0,2%	
31. Jaswina Elahi	15	0,2%	
32. Ali Daliry	11	0,2%	
33. Samir Toub	9	0,1%	
34. Sascha Steinfeldt	8	0,1%	
35. Kees Mulder	5	0,1%	

Ronde 3

2. Paul Smeulders	3156	44,6%	
3. Lisa Westerveld	1288	18,2%	
4. Kauthar Bouchallikht	802	11,3%	
5. Danielle Hirsch	217	3,1%	
6. Simion Blom	197	2,8%	
7. April Ranshuijsen	159	2,2%	
8. Niels van den Berge	154	2,2%	
9. Tom van den Nieuwenhuijzen	126	1,8%	
10. Jeroen Postma	104	1,5%	
11. Stephanie Bennett	87	1,2%	
12. Andrew Harijgens	79	1,1%	
13. Laura Vissenberg	69	1%	
14. Pepijn Zwanenberg	63	0,9%	
15. Melody Deldjou Fard	59	0,8%	
16. Romano Boshove	55	0,8%	
17. Dorrit de Jong	44	0,6%	
18. Mark Brakel	43	0,6%	
19. Noortje Thijssen	39	0,6%	
20. Geen der kandidaten	36	0,5%	
21. Raja Alouani	33	0,5%	
22. Raki Ap	33	0,5%	
23. Milka Yemane	27	0,4%	
24. Tara Scally	27	0,4%	
25. Colin Kok	24	0,3%	
26. Brigitta Scheepsma	23	0,3%	
27. Mohamed Amessas	23	0,3%	
28. Saskia van der Elst	21	0,3%	
29. Imran Hyder	21	0,3%	
30. Nadia Ait Hammou	17	0,2%	
31. Jaswina Elahi	15	0,2%	
32. Ali Daliry	11	0,2%	
33. Samir Toub	9	0,1%	
34. Sascha Steinfeldt	8	0,1%	

Ronde 4

2. Paul Smeulders	3158	44,7%	
3. Lisa Westerveld	1290	18,3%	
4. Kauthar Bouchallikht	802	11,3%	
5. Danielle Hirsch	217	3,1%	
6. Simion Blom	198	2,8%	
7. April Ranshuijsen	159	2,2%	
8. Niels van den Berge	154	2,2%	
9. Tom van den Nieuwenhuijzen	126	1,8%	
10. Jeroen Postma	104	1,5%	
11. Stephanie Bennett	88	1,2%	
12. Andrew Harijgens	79	1,1%	
13. Laura Vissenberg	69	1%	
14. Pepijn Zwanenberg	63	0,9%	
15. Melody Deldjou Fard	59	0,8%	
16. Romano Boshove	55	0,8%	
17. Dorrit de Jong	44	0,6%	
18. Mark Brakel	43	0,6%	
19. Noortje Thijssen	39	0,6%	
20. Geen der kandidaten	36	0,5%	
21. Raki Ap	33	0,5%	
22. Raja Alouani	33	0,5%	
23. Tara Scally	28	0,4%	
24. Milka Yemane	27	0,4%	
25. Colin Kok	24	0,3%	
26. Mohamed Amessas	23	0,3%	
27. Brigitta Scheepsma	23	0,3%	
28. Imran Hyder	21	0,3%	
29. Saskia van der Elst	21	0,3%	
30. Nadia Ait Hammou	17	0,2%	
31. Jaswina Elahi	15	0,2%	
32. Ali Daliry	11	0,2%	
33. Samir Toub	9	0,1%	

Ronde 5






























2. Paul Smeulders	3159	44,7%	
3. Lisa Westerveld	1290	18,3%	
4. Kauthar Bouchallikht	802	11,4%	
5. Danielle Hirsch	217	3,1%	
6. Simion Blom	199	2,8%	
7. April Ranshuijsen	160	2,3%	
8. Niels van den Berge	155	2,2%	
9. Tom van den Nieuwenhuijzen	127	1,8%	
10. Jeroen Postma	104	1,5%	
11. Stephanie Bennett	89	1,3%	
12. Andrew Harijgens	79	1,1%	
13. Laura Vissenberg	69	1%	
14. Pepijn Zwanenberg	63	0,9%	
15. Melody Deldjou Fard	59	0,8%	
16. Romano Boshove	55	0,8%	

17. Dorrit de Jong	44	0,6%	
18. Mark Brakel	43	0,6%	
19. Noortje Thijssen	40	0,6%	
20. Geen der kandidaten	36	0,5%	
21. Raja Alouani	33	0,5%	
22. Raki Ap	33	0,5%	
23. Tara Scally	28	0,4%	
24. Milka Yemane	27	0,4%	
25. Colin Kok	24	0,3%	
26. Brigitta Scheepsma	23	0,3%	
27. Mohamed Amessas	23	0,3%	
28. Saskia van der Elst	21	0,3%	
29. Imran Hyder	21	0,3%	
30. Nadia Ait Hammou	17	0,2%	
31. Jaswina Elahi	15	0,2%	
32. Ali Daliry	11	0,2%	



















Ronde 6

2. Paul Smeulders	3160	44,8%	
3. Lisa Westerveld	1290	18,3%	
4. Kauthar Bouchallikht	802	11,4%	
5. Danielle Hirsch	218	3,1%	
6. Simion Blom	199	2,8%	
7. April Ranshuijsen	160	2,3%	
8. Niels van den Berge	155	2,2%	
9. Tom van den Nieuwenhuijzen	127	1,8%	
10. Jeroen Postma	104	1,5%	
11. Stephanie Bennett	89	1,3%	
12. Andrew Harijgens	79	1,1%	
13. Laura Vissenberg	69	1%	
14. Pepijn Zwanenberg	63	0,9%	
15. Melody Deldjou Fard	59	0,8%	
16. Romano Boshove	55	0,8%	
17. Dorrit de Jong	44	0,6%	
18. Mark Brakel	43	0,6%	
19. Noortje Thijssen	40	0,6%	
20. Geen der kandidaten	36	0,5%	
21. Raki Ap	33	0,5%	
22. Raja Alouani	33	0,5%	
23. Tara Scally	28	0,4%	
24. Milka Yemane	27	0,4%	
25. Colin Kok	25	0,4%	
26. Mohamed Amessas	24	0,3%	
27. Brigitta Scheepsma	23	0,3%	
28. Saskia van der Elst	23	0,3%	
29. Imran Hyder	21	0,3%	
30. Nadia Ait Hammou	17	0,2%	
31. Jaswina Elahi	15	0,2%	

Ronde 7

2. Paul Smeulders	3162	44,8%	
3. Lisa Westerveld	1292	18,3%	
4. Kauthar Bouchallikht	803	11,4%	
5. Danielle Hirsch	218	3,1%	
6. Simion Blom	199	2,8%	
7. April Ranshuijsen	160	2,3%	
8. Niels van den Berge	155	2,2%	
9. Tom van den Nieuwenhuijzen	127	1,8%	
10. Jeroen Postma	104	1,5%	
11. Stephanie Bennett	89	1,3%	
12. Andrew Harijgens	79	1,1%	
13. Laura Vissenberg	69	1%	
14. Pepijn Zwanenberg	63	0,9%	
15. Melody Deldjou Fard	60	0,8%	
16. Romano Boshove	55	0,8%	
17. Dorrit de Jong	44	0,6%	
18. Mark Brakel	43	0,6%	
19. Noortje Thijssen	40	0,6%	
20. Geen der kandidaten	36	0,5%	
21. Raja Alouani	35	0,5%	
22. Raki Ap	33	0,5%	
23. Tara Scally	30	0,4%	
24. Milka Yemane	28	0,4%	
25. Colin Kok	25	0,4%	
26. Mohamed Amessas	25	0,4%	
27. Saskia van der Elst	24	0,3%	
28. Brigitta Scheepsma	23	0,3%	
29. Imran Hyder	21	0,3%	
30. Nadia Ait Hammou	17	0,2%	

Ronde 8

2. Paul Smeulders	3164	44,8%	
3. Lisa Westerveld	1297	18,4%	
4. Kauthar Bouchallikht	806	11,4%	
5. Danielle Hirsch	218	3,1%	
6. Simion Blom	200	2,8%	
7. April Ranshuijsen	160	2,3%	
8. Niels van den Berge	155	2,2%	
9. Tom van den Nieuwenhuijzen	127	1,8%	
10. Jeroen Postma	104	1,5%	
11. Stephanie Bennett	89	1,3%	
12. Andrew Harijgens	80	1,1%	
13. Laura Vissenberg	69	1%	
14. Pepijn Zwanenberg	63	0,9%	
15. Melody Deldjou Fard	61	0,9%	
16. Romano Boshove	55	0,8%	
17. Dorrit de Jong	44	0,6%	
18. Mark Brakel	43	0,6%	
19. Noortje Thijssen	40	0,6%	

20. Geen der kandidaten	36	0,5%	
21. Raki Ap	35	0,5%	
22. Raja Alouani	35	0,5%	
23. Tara Scally	30	0,4%	
24. Milka Yemane	28	0,4%	
25. Mohamed Amessas	26	0,4%	
26. Colin Kok	25	0,4%	
27. Saskia van der Elst	24	0,3%	
28. Brigitta Scheepsma	23	0,3%	
29. Imran Hyder	21	0,3%	

Ronde 9

2. Paul Smeulders	3167	44,9%	
3. Lisa Westerveld	1301	18,4%	
4. Kauthar Bouchallikht	807	11,4%	
5. Danielle Hirsch	218	3,1%	
6. Simion Blom	200	2,8%	
7. April Ranshuijsen	160	2,3%	
8. Niels van den Berge	156	2,2%	
9. Tom van den Nieuwenhuijzen	127	1,8%	
10. Jeroen Postma	104	1,5%	
11. Stephanie Bennett	89	1,3%	
12. Andrew Harijgens	82	1,2%	
13. Laura Vissenberg	70	1%	
14. Pepijn Zwanenberg	63	0,9%	
15. Melody Deldjou Fard	61	0,9%	
16. Romano Boshove	55	0,8%	
17. Dorrit de Jong	45	0,6%	
18. Mark Brakel	44	0,6%	
19. Noortje Thijssen	41	0,6%	
20. Geen der kandidaten	36	0,5%	
21. Raja Alouani	35	0,5%	
22. Raki Ap	35	0,5%	
23. Tara Scally	31	0,4%	
24. Milka Yemane	30	0,4%	
25. Mohamed Amessas	26	0,4%	
26. Colin Kok	25	0,4%	
27. Saskia van der Elst	24	0,3%	
28. Brigitta Scheepsma	23	0,3%	

Ronde 10

2. Paul Smeulders	3170	45%	
3. Lisa Westerveld	1303	18,5%	
4. Kauthar Bouchallikht	808	11,5%	
5. Danielle Hirsch	218	3,1%	
6. Simion Blom	200	2,8%	
7. April Ranshuijsen	161	2,3%	
8. Niels van den Berge	156	2,2%	
9. Tom van den Nieuwenhuijzen	127	1,8%	
10. Jeroen Postma	104	1,5%	

















11. Stephanie Bennett	94	1,3%	
12. Andrew Harijgens	82	1,2%	
13. Laura Vissenberg	70	1%	
14. Pepijn Zwanenberg	63	0,9%	
15. Melody Deldjou Fard	62	0,9%	
16. Romano Boshove	55	0,8%	
17. Dorrit de Jong	45	0,6%	
18. Mark Brakel	44	0,6%	
19. Noortje Thijssen	41	0,6%	
20. Geen der kandidaten	36	0,5%	
21. Raja Alouani	35	0,5%	
22. Raki Ap	35	0,5%	
23. Tara Scally	31	0,4%	
24. Saskia van der Elst	30	0,4%	
25. Milka Yemane	30	0,4%	
26. Mohamed Amessas	26	0,4%	
27. Colin Kok	25	0,4%	

Ronde 11
























2. Paul Smeulders	3171	45%	
3. Lisa Westerveld	1306	18,5%	
4. Kauthar Bouchallikht	809	11,5%	
5. Danielle Hirsch	219	3,1%	
6. Simion Blom	200	2,8%	
7. April Ranshuijsen	161	2,3%	
8. Niels van den Berge	158	2,2%	
9. Tom van den Nieuwenhuijzen	128	1,8%	
10. Jeroen Postma	105	1,5%	
11. Stephanie Bennett	96	1,4%	
12. Andrew Harijgens	82	1,2%	
13. Laura Vissenberg	70	1%	
14. Pepijn Zwanenberg	64	0,9%	
15. Melody Deldjou Fard	63	0,9%	
16. Romano Boshove	62	0,9%	
17. Dorrit de Jong	45	0,6%	
18. Mark Brakel	45	0,6%	
19. Noortje Thijssen	41	0,6%	
20. Geen der kandidaten	36	0,5%	
21. Raja Alouani	35	0,5%	
22. Raki Ap	35	0,5%	
23. Tara Scally	32	0,5%	
24. Saskia van der Elst	31	0,4%	
25. Milka Yemane	30	0,4%	
26. Mohamed Amessas	27	0,4%	

Ronde 12



2. Paul Smeulders	3172	45%	
3. Lisa Westerveld	1308	18,6%	
4. Kauthar Bouchallikht	813	11,5%	
5. Danielle Hirsch	220	3,1%	




















6. Simion Blom	201	2,9%	
7. April Ranshuijsen	161	2,3%	
8. Niels van den Berge	161	2,3%	
9. Tom van den Nieuwenhuijzen	129	1,8%	
10. Jeroen Postma	105	1,5%	
11. Stephanie Bennett	96	1,4%	
12. Andrew Harijgens	82	1,2%	
13. Laura Vissenberg	70	1%	
14. Melody Deldjou Fard	66	0,9%	
15. Romano Boshove	64	0,9%	
16. Pepijn Zwanenberg	64	0,9%	
17. Dorrit de Jong	45	0,6%	
18. Mark Brakel	45	0,6%	
19. Noortje Thijssen	41	0,6%	
20. Raja Alouani	38	0,5%	
21. Geen der kandidaten	36	0,5%	
22. Tara Scally	35	0,5%	
23. Raki Ap	35	0,5%	
24. Saskia van der Elst	31	0,4%	
25. Milka Yemane	30	0,4%	

Ronde 13






















2. Paul Smeulders	3179	45,1%	
3. Lisa Westerveld	1309	18,6%	
4. Kauthar Bouchallikht	816	11,6%	
5. Danielle Hirsch	223	3,2%	
6. Simion Blom	204	2,9%	
7. Niels van den Berge	162	2,3%	
8. April Ranshuijsen	161	2,3%	
9. Tom van den Nieuwenhuijzen	129	1,8%	
10. Jeroen Postma	105	1,5%	
11. Stephanie Bennett	98	1,4%	
12. Andrew Harijgens	82	1,2%	
13. Laura Vissenberg	71	1%	
14. Melody Deldjou Fard	71	1%	
15. Pepijn Zwanenberg	64	0,9%	
16. Romano Boshove	64	0,9%	
17. Mark Brakel	46	0,7%	
18. Dorrit de Jong	45	0,6%	
19. Raja Alouani	41	0,6%	
20. Noortje Thijssen	41	0,6%	
21. Geen der kandidaten	36	0,5%	
22. Raki Ap	35	0,5%	
23. Tara Scally	35	0,5%	
24. Saskia van der Elst	31	0,4%	

Ronde 14







2. Paul Smeulders	3192	45,3%	
3. Lisa Westerveld	1313	18,6%	
4. Kauthar Bouchallikht	818	11,6%	

5. Danielle Hirsch	223	3,2%	
6. Simion Blom	204	2,9%	
7. Niels van den Berge	162	2,3%	
8. April Ranshuijsen	161	2,3%	
9. Tom van den Nieuwenhuijzen	129	1,8%	
10. Jeroen Postma	105	1,5%	
11. Stephanie Bennett	98	1,4%	
12. Andrew Harijgens	82	1,2%	
13. Laura Vissenberg	73	1%	
14. Melody Deldjou Fard	72	1%	
15. Romano Boshove	66	0,9%	
16. Pepijn Zwanenberg	65	0,9%	
17. Dorrit de Jong	46	0,7%	
18. Mark Brakel	46	0,7%	
19. Raja Alouani	41	0,6%	
20. Noortje Thijssen	41	0,6%	
21. Raki Ap	37	0,5%	
22. Geen der kandidaten	36	0,5%	
23. Tara Scally	35	0,5%	

Ronde 15

2. Paul Smeulders	3195	45,4%	
3. Lisa Westerveld	1317	18,7%	
4. Kauthar Bouchallikht	819	11,6%	
5. Danielle Hirsch	223	3,2%	
6. Simion Blom	204	2,9%	
7. April Ranshuijsen	163	2,3%	
8. Niels van den Berge	162	2,3%	
9. Tom van den Nieuwenhuijzen	129	1,8%	
10. Jeroen Postma	106	1,5%	
11. Stephanie Bennett	98	1,4%	
12. Andrew Harijgens	82	1,2%	
13. Melody Deldjou Fard	79	1,1%	
14. Laura Vissenberg	74	1,1%	
15. Pepijn Zwanenberg	69	1%	
16. Romano Boshove	67	1%	
17. Mark Brakel	48	0,7%	
18. Dorrit de Jong	46	0,7%	
19. Raja Alouani	43	0,6%	
20. Noortje Thijssen	42	0,6%	
21. Raki Ap	37	0,5%	
22. Geen der kandidaten	36	0,5%	

Ronde 16

2. Paul Smeulders	3195	45,6%	
3. Lisa Westerveld	1317	18,8%	
4. Kauthar Bouchallikht	819	11,7%	
5. Danielle Hirsch	223	3,2%	
6. Simion Blom	204	2,9%	
7. April Ranshuijsen	163	2,3%	

8. Niels van den Berge	162	2,3%	
9. Tom van den Nieuwenhuijzen	129	1,8%	
10. Jeroen Postma	106	1,5%	
11. Stephanie Bennett	98	1,4%	
12. Andrew Harijgens	82	1,2%	
13. Melody Deldjou Fard	79	1,1%	
14. Laura Vissenberg	74	1,1%	
15. Pepijn Zwanenberg	69	1%	
16. Romano Boshove	67	1%	
17. Mark Brakel	48	0,7%	
18. Dorrit de Jong	46	0,7%	
19. Raja Alouani	43	0,6%	
20. Noortje Thijssen	42	0,6%	
21. Raki Ap	37	0,5%	

Ronde 17

2. Paul Smeulders	3198	45,7%	
3. Lisa Westerveld	1321	18,9%	
4. Kauthar Bouchallikht	824	11,8%	
5. Danielle Hirsch	224	3,2%	
6. Simion Blom	206	2,9%	
7. Niels van den Berge	166	2,4%	
8. April Ranshuijzen	164	2,3%	
9. Tom van den Nieuwenhuijzen	131	1,9%	
10. Jeroen Postma	106	1,5%	
11. Stephanie Bennett	98	1,4%	
12. Andrew Harijgens	85	1,2%	
13. Melody Deldjou Fard	82	1,2%	
14. Laura Vissenberg	74	1,1%	
15. Romano Boshove	71	1%	
16. Pepijn Zwanenberg	70	1%	
17. Mark Brakel	48	0,7%	
18. Dorrit de Jong	46	0,7%	
19. Raja Alouani	43	0,6%	
20. Noortje Thijssen	42	0,6%	

Ronde 18

2. Paul Smeulders	3203	45,8%	
3. Lisa Westerveld	1328	19%	
4. Kauthar Bouchallikht	829	11,9%	
5. Danielle Hirsch	225	3,2%	
6. Simion Blom	207	3%	
7. Niels van den Berge	168	2,4%	
8. April Ranshuijzen	165	2,4%	
9. Tom van den Nieuwenhuijzen	131	1,9%	
10. Jeroen Postma	109	1,6%	
11. Stephanie Bennett	99	1,4%	
12. Andrew Harijgens	86	1,2%	
13. Melody Deldjou Fard	82	1,2%	
14. Laura Vissenberg	77	1,1%	

15. Pepijn Zwanenberg	72	1%	
16. Romano Boshove	71	1%	
17. Mark Brakel	49	0,7%	
18. Dorrit de Jong	47	0,7%	
19. Raja Alouani	45	0,6%	

Ronde 19

2. Paul Smeulders	3213	46%	
3. Lisa Westerveld	1334	19,1%	
4. Kauthar Bouchallikht	836	12%	
5. Danielle Hirsch	227	3,2%	
6. Simion Blom	209	3%	
7. Niels van den Berge	169	2,4%	
8. April Ranshuijsen	167	2,4%	
9. Tom van den Nieuwenhuijzen	131	1,9%	
10. Jeroen Postma	110	1,6%	
11. Stephanie Bennett	101	1,4%	
12. Andrew Harijgens	87	1,2%	
13. Melody Deldjou Fard	85	1,2%	
14. Laura Vissenberg	78	1,1%	
15. Pepijn Zwanenberg	72	1%	
16. Romano Boshove	72	1%	
17. Mark Brakel	49	0,7%	
18. Dorrit de Jong	48	0,7%	

Ronde 20

2. Paul Smeulders	3224	46,2%	
3. Lisa Westerveld	1342	19,2%	
4. Kauthar Bouchallikht	841	12%	
5. Danielle Hirsch	228	3,3%	
6. Simion Blom	218	3,1%	
7. Niels van den Berge	170	2,4%	
8. April Ranshuijsen	167	2,4%	
9. Tom van den Nieuwenhuijzen	132	1,9%	
10. Jeroen Postma	111	1,6%	
11. Stephanie Bennett	101	1,4%	
12. Andrew Harijgens	88	1,3%	
13. Melody Deldjou Fard	87	1,2%	
14. Laura Vissenberg	81	1,2%	
15. Romano Boshove	72	1%	
16. Pepijn Zwanenberg	72	1%	
17. Mark Brakel	50	0,7%	

Ronde 21

2. Paul Smeulders	3232	46,3%	
3. Lisa Westerveld	1348	19,3%	
4. Kauthar Bouchallikht	846	12,1%	
5. Danielle Hirsch	230	3,3%	
6. Simion Blom	220	3,2%	
7. Niels van den Berge	172	2,5%	

8. April Ranshuijsen	170	2,4%	
9. Tom van den Nieuwenhuijzen	135	1,9%	
10. Jeroen Postma	114	1,6%	
11. Stephanie Bennett	103	1,5%	
12. Andrew Harijgens	89	1,3%	
13. Melody Deldjou Fard	87	1,2%	
14. Laura Vissenberg	84	1,2%	
15. Pepijn Zwanenberg	74	1,1%	
16. Romano Boshove	74	1,1%	

Ronde 22

2. Paul Smeulders	3246	46,5%	
3. Lisa Westerveld	1359	19,5%	
4. Kauthar Bouchallikht	865	12,4%	
5. Danielle Hirsch	230	3,3%	
6. Simion Blom	226	3,2%	
7. Niels van den Berge	177	2,5%	
8. April Ranshuijsen	171	2,5%	
9. Tom van den Nieuwenhuijzen	142	2%	
10. Jeroen Postma	114	1,6%	
11. Stephanie Bennett	106	1,5%	
12. Andrew Harijgens	90	1,3%	
13. Melody Deldjou Fard	88	1,3%	
14. Laura Vissenberg	84	1,2%	
15. Pepijn Zwanenberg	76	1,1%	

Ronde 23

2. Paul Smeulders	3260	46,9%	
3. Lisa Westerveld	1368	19,7%	
4. Kauthar Bouchallikht	874	12,6%	
5. Simion Blom	232	3,3%	
6. Danielle Hirsch	230	3,3%	
7. Niels van den Berge	177	2,5%	
8. April Ranshuijsen	171	2,5%	
9. Tom van den Nieuwenhuijzen	148	2,1%	
10. Jeroen Postma	115	1,7%	
11. Stephanie Bennett	108	1,6%	
12. Melody Deldjou Fard	97	1,4%	
13. Andrew Harijgens	90	1,3%	
14. Laura Vissenberg	85	1,2%	

Ronde 24

2. Paul Smeulders	3278	47,2%	
3. Lisa Westerveld	1382	19,9%	
4. Kauthar Bouchallikht	880	12,7%	
5. Danielle Hirsch	242	3,5%	
6. Simion Blom	238	3,4%	
7. Niels van den Berge	181	2,6%	
8. April Ranshuijsen	174	2,5%	
9. Tom van den Nieuwenhuijzen	149	2,1%	

10. Jeroen Postma	116	1,7%	
11. Stephanie Bennett	111	1,6%	
12. Melody Deldjou Fard	102	1,5%	
13. Andrew Harijgens	92	1,3%	

Ronde 25

2. Paul Smeulders	3303	47,6%	
3. Lisa Westerveld	1389	20%	
4. Kauthar Bouchallikht	898	12,9%	
5. Simion Blom	250	3,6%	
6. Danielle Hirsch	250	3,6%	
7. Niels van den Berge	186	2,7%	
8. April Ranshuijsen	179	2,6%	
9. Tom van den Nieuwenhuijzen	150	2,2%	
10. Jeroen Postma	119	1,7%	
11. Stephanie Bennett	115	1,7%	
12. Melody Deldjou Fard	103	1,5%	

Ronde 26

2. Paul Smeulders	3324	48%	
3. Lisa Westerveld	1400	20,2%	
4. Kauthar Bouchallikht	910	13,2%	
5. Danielle Hirsch	257	3,7%	
6. Simion Blom	254	3,7%	
7. Niels van den Berge	190	2,7%	
8. April Ranshuijsen	181	2,6%	
9. Tom van den Nieuwenhuijzen	157	2,3%	
10. Stephanie Bennett	125	1,8%	
11. Jeroen Postma	121	1,7%	








Ronde 27

2. Paul Smeulders	3377	48,8%	
3. Lisa Westerveld	1415	20,5%	
4. Kauthar Bouchallikht	930	13,5%	
5. Danielle Hirsch	261	3,8%	
6. Simion Blom	259	3,7%	
7. Niels van den Berge	196	2,8%	
8. April Ranshuijsen	186	2,7%	
9. Tom van den Nieuwenhuijzen	162	2,3%	
10. Stephanie Bennett	127	1,8%	

Ronde 28

2. Paul Smeulders	3416	49,5%	
3. Lisa Westerveld	1438	20,8%	
4. Kauthar Bouchallikht	943	13,7%	
5. Danielle Hirsch	274	4%	
6. Simion Blom	266	3,9%	
7. Niels van den Berge	199	2,9%	
8. April Ranshuijsen	195	2,8%	
9. Tom van den Nieuwenhuijzen	167	2,4%	

Ronde 29


2. Paul Smeulders	3465	50,4%	
3. Lisa Westerveld	1467	21,3%	
4. Kauthar Bouchallikht	960	14%	
5. Simion Blom	296	4,3%	
6. Danielle Hirsch	279	4,1%	
7. April Ranshuijsen	206	3%	
8. Niels van den Berge	205	3%	

Winnaar

Paul Smeulders	3465	50,4%	
----------------	------	-------	--

Plaats 9

Ronde 1

2. Kauthar Bouchallikht	2999	42,6%	
3. Lisa Westerveld	1924	27,3%	
4. Danielle Hirsch	237	3,4%	
5. Niels van den Berge	219	3,1%	
6. April Ranshuijsen	218	3,1%	
7. Simion Blom	202	2,9%	
8. Tom van den Nieuwenhuijzen	146	2,1%	
9. Jeroen Postma	127	1,8%	
10. Andrew Harijgens	103	1,5%	
11. Stephanie Bennett	94	1,3%	
12. Laura Vissenberg	88	1,2%	
13. Pepijn Zwanenberg	68	1%	
14. Melody Deldjou Fard	62	0,9%	
15. Romano Boshove	57	0,8%	
16. Dorrit de Jong	48	0,7%	
17. Mark Brakel	44	0,6%	
18. Noortje Thijssen	44	0,6%	
19. Raja Alouani	40	0,6%	
20. Geen der kandidaten	36	0,5%	
21. Raki Ap	32	0,5%	
22. Tara Scally	29	0,4%	
23. Milka Yemane	29	0,4%	
24. Imran Hyder	25	0,4%	
25. Brigitta Scheepsma	25	0,4%	
26. Colin Kok	24	0,3%	
27. Mohamed Amessas	23	0,3%	
28. Saskia van der Elst	22	0,3%	
29. Nadia Ait Hammou	18	0,3%	
30. Jaswina Elahi	15	0,2%	
31. Samir Toub	15	0,2%	
32. Ali Daliry	13	0,2%	
33. Sascha Steinfeldt	8	0,1%	
34. Kees Mulder	5	0,1%	
35. Debora Fernald	5	0,1%	

Ronde 2

2. Kauthar Bouchallikht	3001	42,6%	
-------------------------	------	-------	--

3. Lisa Westerveld	1924	27,3%	
4. Danielle Hirsch	237	3,4%	
5. Niels van den Berge	219	3,1%	
6. April Ranshuijsen	218	3,1%	
7. Simion Blom	202	2,9%	
8. Tom van den Nieuwenhuijzen	146	2,1%	
9. Jeroen Postma	127	1,8%	
10. Andrew Harijgens	103	1,5%	
11. Stephanie Bennett	94	1,3%	
12. Laura Vissenberg	88	1,2%	
13. Pepijn Zwanenberg	68	1%	
14. Melody Deldjou Fard	63	0,9%	
15. Romano Boshove	57	0,8%	
16. Dorrit de Jong	48	0,7%	
17. Mark Brakel	44	0,6%	
18. Noortje Thijssen	44	0,6%	
19. Raja Alouani	40	0,6%	
20. Geen der kandidaten	36	0,5%	
21. Raki Ap	33	0,5%	
22. Tara Scally	29	0,4%	
23. Milka Yemane	29	0,4%	
24. Brigitta Scheepsma	25	0,4%	
25. Imran Hyder	25	0,4%	
26. Colin Kok	24	0,3%	
27. Saskia van der Elst	23	0,3%	
28. Mohamed Amessas	23	0,3%	
29. Nadia Ait Hammou	18	0,3%	
30. Jaswina Elahi	15	0,2%	
31. Samir Toub	15	0,2%	
32. Ali Daliry	13	0,2%	
33. Sascha Steinfeldt	8	0,1%	
34. Kees Mulder	5	0,1%	

Ronde 3

2. Kauthar Bouchallikht	3003	42,6%	
3. Lisa Westerveld	1925	27,3%	
4. Danielle Hirsch	237	3,4%	
5. Niels van den Berge	219	3,1%	
6. April Ranshuijsen	219	3,1%	
7. Simion Blom	202	2,9%	
8. Tom van den Nieuwenhuijzen	146	2,1%	
9. Jeroen Postma	127	1,8%	
10. Andrew Harijgens	104	1,5%	
11. Stephanie Bennett	94	1,3%	
12. Laura Vissenberg	88	1,2%	
13. Pepijn Zwanenberg	68	1%	
14. Melody Deldjou Fard	63	0,9%	
15. Romano Boshove	57	0,8%	
16. Dorrit de Jong	48	0,7%	































17. Mark Brakel	44	0,6%	
18. Noortje Thijssen	44	0,6%	
19. Raja Alouani	40	0,6%	
20. Geen der kandidaten	36	0,5%	
21. Raki Ap	33	0,5%	
22. Milka Yemane	29	0,4%	
23. Tara Scally	29	0,4%	
24. Imran Hyder	25	0,4%	
25. Brigitta Scheepsma	25	0,4%	
26. Colin Kok	24	0,3%	
27. Mohamed Amessas	23	0,3%	
28. Saskia van der Elst	23	0,3%	
29. Nadia Ait Hammou	18	0,3%	
30. Jaswina Elahi	15	0,2%	
31. Samir Toub	15	0,2%	
32. Ali Daliry	13	0,2%	
33. Sascha Steinfeldt	8	0,1%	

Ronde 4
















2. Kauthar Bouchallikht	3005	42,7%	
3. Lisa Westerveld	1927	27,4%	
4. Danielle Hirsch	237	3,4%	
5. April Ranshuijsen	219	3,1%	
6. Niels van den Berge	219	3,1%	
7. Simion Blom	203	2,9%	
8. Tom van den Nieuwenhuijzen	146	2,1%	
9. Jeroen Postma	127	1,8%	
10. Andrew Harijgens	104	1,5%	
11. Stephanie Bennett	95	1,3%	
12. Laura Vissenberg	88	1,2%	
13. Pepijn Zwanenberg	68	1%	
14. Melody Deldjou Fard	63	0,9%	
15. Romano Boshove	57	0,8%	
16. Dorrit de Jong	48	0,7%	
17. Mark Brakel	44	0,6%	
18. Noortje Thijssen	44	0,6%	
19. Raja Alouani	40	0,6%	
20. Geen der kandidaten	36	0,5%	
21. Raki Ap	33	0,5%	
22. Tara Scally	30	0,4%	
23. Milka Yemane	29	0,4%	
24. Imran Hyder	25	0,4%	
25. Brigitta Scheepsma	25	0,4%	
26. Colin Kok	24	0,3%	
27. Saskia van der Elst	23	0,3%	
28. Mohamed Amessas	23	0,3%	
29. Nadia Ait Hammou	18	0,3%	
30. Samir Toub	15	0,2%	
31. Jaswina Elahi	15	0,2%	

32. Ali Daliry	13	0,2%	
----------------	----	------	--

Ronde 5

2. Kauthar Bouchallikht	3007	42,7%	
3. Lisa Westerveld	1928	27,4%	
4. Danielle Hirsch	238	3,4%	
5. Niels van den Berge	219	3,1%	
6. April Ranshuijsen	219	3,1%	
7. Simion Blom	203	2,9%	
8. Tom van den Nieuwenhuijzen	146	2,1%	
9. Jeroen Postma	127	1,8%	
10. Andrew Harijgens	104	1,5%	
11. Stephanie Bennett	95	1,3%	
12. Laura Vissenberg	88	1,3%	
13. Pepijn Zwanenberg	68	1%	
14. Melody Deldjou Fard	63	0,9%	
15. Romano Boshove	57	0,8%	
16. Dorrit de Jong	48	0,7%	
17. Mark Brakel	44	0,6%	
18. Noortje Thijssen	44	0,6%	
19. Raja Alouani	40	0,6%	
20. Geen der kandidaten	36	0,5%	
21. Raki Ap	33	0,5%	
22. Tara Scally	30	0,4%	
23. Milka Yemane	29	0,4%	
24. Imran Hyder	25	0,4%	
25. Saskia van der Elst	25	0,4%	
26. Brigitta Scheepsma	25	0,4%	
27. Colin Kok	25	0,4%	
28. Mohamed Amessas	24	0,3%	
29. Nadia Ait Hammou	18	0,3%	
30. Jaswina Elahi	15	0,2%	
31. Samir Toub	15	0,2%	

Ronde 6

2. Kauthar Bouchallikht	3007	42,7%	
3. Lisa Westerveld	1931	27,4%	
4. Danielle Hirsch	238	3,4%	
5. Niels van den Berge	220	3,1%	
6. April Ranshuijsen	220	3,1%	
7. Simion Blom	205	2,9%	
8. Tom van den Nieuwenhuijzen	149	2,1%	
9. Jeroen Postma	127	1,8%	
10. Andrew Harijgens	104	1,5%	
11. Stephanie Bennett	96	1,4%	
12. Laura Vissenberg	88	1,3%	
13. Pepijn Zwanenberg	68	1%	
14. Melody Deldjou Fard	63	0,9%	
15. Romano Boshove	57	0,8%	
16. Dorrit de Jong	48	0,7%	

17. Noortje Thijssen	45	0,6%	
18. Mark Brakel	44	0,6%	
19. Raja Alouani	40	0,6%	
20. Geen der kandidaten	36	0,5%	
21. Raki Ap	33	0,5%	
22. Tara Scally	30	0,4%	
23. Milka Yemane	29	0,4%	
24. Colin Kok	25	0,4%	
25. Saskia van der Elst	25	0,4%	
26. Imran Hyder	25	0,4%	
27. Brigitta Scheepsma	25	0,4%	
28. Mohamed Amessas	24	0,3%	
29. Nadia Ait Hammou	18	0,3%	
30. Jaswina Elahi	15	0,2%	

Ronde 7

2. Kauthar Bouchallikht	3010	42,8%	
3. Lisa Westerveld	1933	27,5%	
4. Danielle Hirsch	238	3,4%	
5. April Ranshuijsen	220	3,1%	
6. Niels van den Berge	220	3,1%	
7. Simion Blom	205	2,9%	
8. Tom van den Nieuwenhuijzen	149	2,1%	
9. Jeroen Postma	127	1,8%	
10. Andrew Harijgens	104	1,5%	
11. Stephanie Bennett	96	1,4%	
12. Laura Vissenberg	88	1,3%	
13. Pepijn Zwanenberg	68	1%	
14. Melody Deldjou Fard	64	0,9%	
15. Romano Boshove	57	0,8%	
16. Dorrit de Jong	48	0,7%	
17. Noortje Thijssen	45	0,6%	
18. Mark Brakel	44	0,6%	
19. Raja Alouani	42	0,6%	
20. Geen der kandidaten	36	0,5%	
21. Raki Ap	33	0,5%	
22. Tara Scally	32	0,5%	
23. Milka Yemane	30	0,4%	
24. Saskia van der Elst	26	0,4%	
25. Brigitta Scheepsma	25	0,4%	
26. Mohamed Amessas	25	0,4%	
27. Colin Kok	25	0,4%	
28. Imran Hyder	25	0,4%	
29. Nadia Ait Hammou	18	0,3%	



Ronde 8

2. Kauthar Bouchallikht	3013	42,8%	
3. Lisa Westerveld	1940	27,6%	
4. Danielle Hirsch	238	3,4%	
5. Niels van den Berge	221	3,1%	


























6. April Ranshuijsen	220	3,1%	
7. Simion Blom	206	2,9%	
8. Tom van den Nieuwenhuijzen	149	2,1%	
9. Jeroen Postma	127	1,8%	
10. Andrew Harijgens	105	1,5%	
11. Stephanie Bennett	96	1,4%	
12. Laura Vissenberg	88	1,3%	
13. Pepijn Zwanenberg	68	1%	
14. Melody Deldjou Fard	65	0,9%	
15. Romano Boshove	57	0,8%	
16. Dorrit de Jong	48	0,7%	
17. Noortje Thijssen	45	0,6%	
18. Mark Brakel	44	0,6%	
19. Raja Alouani	42	0,6%	
20. Geen der kandidaten	36	0,5%	
21. Raki Ap	35	0,5%	
22. Tara Scally	32	0,5%	
23. Milka Yemane	30	0,4%	
24. Mohamed Amessas	26	0,4%	
25. Saskia van der Elst	26	0,4%	
26. Imran Hyder	25	0,4%	
27. Colin Kok	25	0,4%	
28. Brigitta Scheepsma	25	0,4%	

Ronde 9




















2. Kauthar Bouchallikht	3014	42,9%	
3. Lisa Westerveld	1946	27,7%	
4. Danielle Hirsch	238	3,4%	
5. Niels van den Berge	222	3,2%	
6. April Ranshuijsen	221	3,1%	
7. Simion Blom	206	2,9%	
8. Tom van den Nieuwenhuijzen	149	2,1%	
9. Jeroen Postma	127	1,8%	
10. Andrew Harijgens	105	1,5%	
11. Stephanie Bennett	101	1,4%	
12. Laura Vissenberg	88	1,3%	
13. Pepijn Zwanenberg	68	1%	
14. Melody Deldjou Fard	65	0,9%	
15. Romano Boshove	57	0,8%	
16. Dorrit de Jong	48	0,7%	
17. Noortje Thijssen	45	0,6%	
18. Mark Brakel	44	0,6%	
19. Raja Alouani	42	0,6%	
20. Geen der kandidaten	36	0,5%	
21. Raki Ap	35	0,5%	
22. Saskia van der Elst	32	0,5%	
23. Tara Scally	32	0,5%	
24. Milka Yemane	30	0,4%	
25. Imran Hyder	26	0,4%	

26. Mohamed Amessas	26	0,4%	
27. Colin Kok	25	0,4%	

Ronde 10

2. Kauthar Bouchallikht	3015	42,9%	
3. Lisa Westerveld	1950	27,7%	
4. Danielle Hirsch	239	3,4%	
5. Niels van den Berge	224	3,2%	
6. April Ranshuijsen	221	3,1%	
7. Simion Blom	206	2,9%	
8. Tom van den Nieuwenhuijzen	150	2,1%	
9. Jeroen Postma	128	1,8%	
10. Andrew Harijgens	105	1,5%	
11. Stephanie Bennett	103	1,5%	
12. Laura Vissenberg	88	1,3%	
13. Pepijn Zwanenberg	69	1%	
14. Melody Deldjou Fard	66	0,9%	
15. Romano Boshove	64	0,9%	
16. Dorrit de Jong	48	0,7%	
17. Noortje Thijssen	45	0,6%	
18. Mark Brakel	45	0,6%	
19. Raja Alouani	42	0,6%	
20. Geen der kandidaten	36	0,5%	
21. Raki Ap	35	0,5%	
22. Tara Scally	33	0,5%	
23. Saskia van der Elst	33	0,5%	
24. Milka Yemane	30	0,4%	
25. Mohamed Amessas	27	0,4%	
26. Imran Hyder	26	0,4%	

Ronde 11

2. Kauthar Bouchallikht	3018	43%	
3. Lisa Westerveld	1958	27,9%	
4. Danielle Hirsch	239	3,4%	
5. Niels van den Berge	225	3,2%	
6. April Ranshuijsen	221	3,1%	
7. Simion Blom	206	2,9%	
8. Tom van den Nieuwenhuijzen	150	2,1%	
9. Jeroen Postma	128	1,8%	
10. Andrew Harijgens	107	1,5%	
11. Stephanie Bennett	103	1,5%	
12. Laura Vissenberg	89	1,3%	
13. Pepijn Zwanenberg	69	1%	
14. Melody Deldjou Fard	67	1%	
15. Romano Boshove	64	0,9%	
16. Dorrit de Jong	49	0,7%	
17. Noortje Thijssen	46	0,7%	
18. Mark Brakel	46	0,7%	
19. Raja Alouani	42	0,6%	
20. Geen der kandidaten	36	0,5%	

21. Raki Ap	35	0,5%	
22. Tara Scally	34	0,5%	
23. Saskia van der Elst	33	0,5%	
24. Milka Yemane	32	0,5%	
25. Mohamed Amessas	27	0,4%	

Ronde 12

2. Kauthar Bouchallikht	3022	43%	
3. Lisa Westerveld	1961	27,9%	
4. Danielle Hirsch	240	3,4%	
5. Niels van den Berge	228	3,2%	
6. April Ranshuijsen	221	3,1%	
7. Simion Blom	207	2,9%	
8. Tom van den Nieuwenhuijzen	151	2,2%	
9. Jeroen Postma	128	1,8%	
10. Andrew Harijgens	107	1,5%	
11. Stephanie Bennett	103	1,5%	
12. Laura Vissenberg	89	1,3%	
13. Melody Deldjou Fard	70	1%	
14. Pepijn Zwanenberg	69	1%	
15. Romano Boshove	66	0,9%	
16. Dorrit de Jong	49	0,7%	
17. Noortje Thijssen	46	0,7%	
18. Mark Brakel	46	0,7%	
19. Raja Alouani	45	0,6%	
20. Tara Scally	37	0,5%	
21. Geen der kandidaten	36	0,5%	
22. Raki Ap	35	0,5%	
23. Saskia van der Elst	33	0,5%	
24. Milka Yemane	32	0,5%	

Ronde 13

2. Kauthar Bouchallikht	3029	43,1%	
3. Lisa Westerveld	1965	28%	
4. Danielle Hirsch	243	3,5%	
5. Niels van den Berge	229	3,3%	
6. April Ranshuijsen	221	3,1%	
7. Simion Blom	210	3%	
8. Tom van den Nieuwenhuijzen	151	2,2%	
9. Jeroen Postma	128	1,8%	
10. Andrew Harijgens	108	1,5%	
11. Stephanie Bennett	105	1,5%	
12. Laura Vissenberg	90	1,3%	
13. Melody Deldjou Fard	75	1,1%	
14. Pepijn Zwanenberg	69	1%	
15. Romano Boshove	66	0,9%	
16. Dorrit de Jong	49	0,7%	
17. Raja Alouani	48	0,7%	
18. Mark Brakel	47	0,7%	
19. Noortje Thijssen	46	0,7%	




















20. Tara Scally	37	0,5%	
21. Geen der kandidaten	36	0,5%	
22. Raki Ap	35	0,5%	
23. Saskia van der Elst	33	0,5%	



















Ronde 14









2. Kauthar Bouchallikht	3042	43,4%	
3. Lisa Westerveld	1973	28,1%	
4. Danielle Hirsch	243	3,5%	
5. Niels van den Berge	229	3,3%	
6. April Ranshuijsen	221	3,1%	
7. Simion Blom	210	3%	
8. Tom van den Nieuwenhuijzen	151	2,2%	
9. Jeroen Postma	128	1,8%	
10. Andrew Harijgens	108	1,5%	
11. Stephanie Bennett	105	1,5%	
12. Laura Vissenberg	92	1,3%	
13. Melody Deldjou Fard	76	1,1%	
14. Pepijn Zwanenberg	70	1%	
15. Romano Boshove	68	1%	
16. Dorrit de Jong	50	0,7%	
17. Raja Alouani	48	0,7%	
18. Mark Brakel	47	0,7%	
19. Noortje Thijssen	46	0,7%	
20. Tara Scally	37	0,5%	
21. Raki Ap	37	0,5%	
22. Geen der kandidaten	36	0,5%	

Ronde 15

2. Kauthar Bouchallikht	3042	43,6%	
3. Lisa Westerveld	1973	28,3%	
4. Danielle Hirsch	243	3,5%	
5. Niels van den Berge	229	3,3%	
6. April Ranshuijsen	221	3,2%	
7. Simion Blom	210	3%	
8. Tom van den Nieuwenhuijzen	151	2,2%	
9. Jeroen Postma	128	1,8%	
10. Andrew Harijgens	108	1,5%	
11. Stephanie Bennett	105	1,5%	
12. Laura Vissenberg	92	1,3%	
13. Melody Deldjou Fard	76	1,1%	
14. Pepijn Zwanenberg	70	1%	
15. Romano Boshove	68	1%	
16. Dorrit de Jong	50	0,7%	
17. Raja Alouani	48	0,7%	
18. Mark Brakel	47	0,7%	
19. Noortje Thijssen	46	0,7%	
20. Raki Ap	37	0,5%	
21. Tara Scally	37	0,5%	

Ronde 16			
2. Kauthar Bouchallikht	3045	43,7%	
3. Lisa Westerveld	1978	28,4%	
4. Danielle Hirsch	243	3,5%	
5. Niels van den Berge	229	3,3%	
6. April Ranshuijsen	223	3,2%	
7. Simion Blom	210	3%	
8. Tom van den Nieuwenhuijzen	151	2,2%	
9. Jeroen Postma	129	1,8%	
10. Andrew Harijgens	108	1,5%	
11. Stephanie Bennett	105	1,5%	
12. Laura Vissenberg	93	1,3%	
13. Melody Deldjou Fard	83	1,2%	
14. Pepijn Zwanenberg	75	1,1%	
15. Romano Boshove	69	1%	
16. Dorrit de Jong	50	0,7%	
17. Raja Alouani	50	0,7%	
18. Mark Brakel	49	0,7%	
19. Noortje Thijssen	48	0,7%	
20. Raki Ap	37	0,5%	

Ronde 17			
2. Kauthar Bouchallikht	3053	43,8%	
3. Lisa Westerveld	1982	28,4%	
4. Danielle Hirsch	244	3,5%	
5. Niels van den Berge	233	3,3%	
6. April Ranshuijsen	224	3,2%	
7. Simion Blom	212	3%	
8. Tom van den Nieuwenhuijzen	153	2,2%	
9. Jeroen Postma	129	1,9%	
10. Andrew Harijgens	111	1,6%	
11. Stephanie Bennett	105	1,5%	
12. Laura Vissenberg	93	1,3%	
13. Melody Deldjou Fard	86	1,2%	
14. Pepijn Zwanenberg	76	1,1%	
15. Romano Boshove	73	1%	
16. Raja Alouani	50	0,7%	
17. Dorrit de Jong	50	0,7%	
18. Mark Brakel	49	0,7%	
19. Noortje Thijssen	48	0,7%	

Ronde 18			
2. Kauthar Bouchallikht	3063	44%	
3. Lisa Westerveld	1990	28,6%	
4. Danielle Hirsch	245	3,5%	
5. Niels van den Berge	236	3,4%	
6. April Ranshuijsen	226	3,2%	
7. Simion Blom	213	3,1%	
8. Tom van den Nieuwenhuijzen	153	2,2%	
9. Jeroen Postma	133	1,9%	

10. Andrew Harijgens	112	1,6%	
11. Stephanie Bennett	107	1,5%	
12. Laura Vissenberg	97	1,4%	
13. Melody Deldjou Fard	86	1,2%	
14. Pepijn Zwanenberg	78	1,1%	
15. Romano Boshove	73	1%	
16. Raja Alouani	52	0,7%	
17. Dorrit de Jong	51	0,7%	
18. Mark Brakel	50	0,7%	

Ronde 19

2. Kauthar Bouchallikht	3076	44,2%	
3. Lisa Westerveld	1996	28,7%	
4. Danielle Hirsch	247	3,5%	
5. Niels van den Berge	238	3,4%	
6. April Ranshuijsen	229	3,3%	
7. Simion Blom	215	3,1%	
8. Tom van den Nieuwenhuijzen	156	2,2%	
9. Jeroen Postma	136	2%	
10. Andrew Harijgens	113	1,6%	
11. Stephanie Bennett	109	1,6%	
12. Laura Vissenberg	100	1,4%	
13. Melody Deldjou Fard	86	1,2%	
14. Pepijn Zwanenberg	78	1,1%	
15. Romano Boshove	74	1,1%	
16. Dorrit de Jong	54	0,8%	
17. Raja Alouani	52	0,7%	

Ronde 20

2. Kauthar Bouchallikht	3091	44,5%	
3. Lisa Westerveld	2006	28,9%	
4. Danielle Hirsch	249	3,6%	
5. Niels van den Berge	239	3,4%	
6. April Ranshuijsen	233	3,4%	
7. Simion Blom	217	3,1%	
8. Tom van den Nieuwenhuijzen	156	2,2%	
9. Jeroen Postma	137	2%	
10. Andrew Harijgens	114	1,6%	
11. Stephanie Bennett	111	1,6%	
12. Laura Vissenberg	101	1,5%	
13. Melody Deldjou Fard	90	1,3%	
14. Pepijn Zwanenberg	78	1,1%	
15. Romano Boshove	75	1,1%	
16. Dorrit de Jong	56	0,8%	

Ronde 21

2. Kauthar Bouchallikht	3104	44,7%	
3. Lisa Westerveld	2018	29%	
4. Danielle Hirsch	251	3,6%	
5. Niels van den Berge	240	3,5%	

6. April Ranshuijsen	234	3,4%	
7. Simion Blom	226	3,3%	
8. Tom van den Nieuwenhuijzen	157	2,3%	
9. Jeroen Postma	138	2%	
10. Andrew Harijgens	115	1,7%	
11. Stephanie Bennett	111	1,6%	
12. Laura Vissenberg	105	1,5%	
13. Melody Deldjou Fard	93	1,3%	
14. Pepijn Zwanenberg	80	1,2%	
15. Romano Boshove	77	1,1%	

Ronde 22


2. Kauthar Bouchallikht	3133	45,1%	
3. Lisa Westerveld	2033	29,3%	
4. Danielle Hirsch	251	3,6%	
5. Niels van den Berge	245	3,5%	
6. April Ranshuijsen	235	3,4%	
7. Simion Blom	232	3,3%	
8. Tom van den Nieuwenhuijzen	164	2,4%	
9. Jeroen Postma	138	2%	
10. Andrew Harijgens	116	1,7%	
11. Stephanie Bennett	115	1,7%	
12. Laura Vissenberg	105	1,5%	
13. Melody Deldjou Fard	95	1,4%	
14. Pepijn Zwanenberg	82	1,2%	

Ronde 23











2. Kauthar Bouchallikht	3152	45,5%	
3. Lisa Westerveld	2049	29,6%	
4. Danielle Hirsch	251	3,6%	
5. Niels van den Berge	245	3,5%	
6. Simion Blom	238	3,4%	
7. April Ranshuijsen	235	3,4%	
8. Tom van den Nieuwenhuijzen	170	2,5%	
9. Jeroen Postma	139	2%	
10. Stephanie Bennett	117	1,7%	
11. Andrew Harijgens	116	1,7%	
12. Melody Deldjou Fard	106	1,5%	
13. Laura Vissenberg	106	1,5%	

Ronde 24










2. Kauthar Bouchallikht	3171	45,9%	
3. Lisa Westerveld	2069	29,9%	
4. Danielle Hirsch	266	3,8%	
5. Niels van den Berge	256	3,7%	
6. Simion Blom	244	3,5%	
7. April Ranshuijsen	241	3,5%	
8. Tom van den Nieuwenhuijzen	171	2,5%	
9. Jeroen Postma	141	2%	
10. Stephanie Bennett	123	1,8%	

11. Andrew Harijgens	119	1,7%	
12. Melody Deldjou Fard	111	1,6%	









Ronde 25

2. Kauthar Bouchallikht	3196	46,4%	
3. Lisa Westerveld	2089	30,3%	
4. Danielle Hirsch	274	4%	
5. Niels van den Berge	260	3,8%	
6. Simion Blom	247	3,6%	
7. April Ranshuijsen	243	3,5%	
8. Tom van den Nieuwenhuijzen	179	2,6%	
9. Jeroen Postma	143	2,1%	
10. Stephanie Bennett	134	1,9%	
11. Andrew Harijgens	122	1,8%	








Ronde 26

2. Kauthar Bouchallikht	3237	47%	
3. Lisa Westerveld	2111	30,7%	
4. Danielle Hirsch	285	4,1%	
5. Niels van den Berge	269	3,9%	
6. Simion Blom	260	3,8%	
7. April Ranshuijsen	255	3,7%	
8. Tom van den Nieuwenhuijzen	180	2,6%	
9. Jeroen Postma	147	2,1%	
10. Stephanie Bennett	138	2%	







Ronde 27

2. Kauthar Bouchallikht	3275	47,7%	
3. Lisa Westerveld	2141	31,2%	
4. Danielle Hirsch	299	4,4%	
5. Niels van den Berge	274	4%	
6. Simion Blom	269	3,9%	
7. April Ranshuijsen	269	3,9%	
8. Tom van den Nieuwenhuijzen	184	2,7%	
9. Jeroen Postma	156	2,3%	

Ronde 28

2. Kauthar Bouchallikht	3327	48,6%	
3. Lisa Westerveld	2187	31,9%	
4. Danielle Hirsch	307	4,5%	
5. Niels van den Berge	289	4,2%	
6. April Ranshuijsen	275	4%	
7. Simion Blom	274	4%	
8. Tom van den Nieuwenhuijzen	192	2,8%	

Ronde 29

2. Kauthar Bouchallikht	3371	49,4%	
3. Lisa Westerveld	2247	32,9%	
4. Danielle Hirsch	313	4,6%	
5. Simion Blom	306	4,5%	
6. Niels van den Berge	300	4,4%	
7. April Ranshuijsen	288	4,2%	

Ronde 30			
2. Kauthar Bouchallikht	3443	50,8%	
3. Lisa Westerveld	2335	34,4%	
4. Niels van den Berge	345	5,1%	
5. Danielle Hirsch	338	5%	
6. Simion Blom	323	4,8%	

Winnaar			
Kauthar Bouchallikht	3443	50,8%	

Plaats 10











Ronde 1			
2. Lisa Westerveld	4292	61,3%	
3. April Ranshuijsen	332	4,7%	
4. Danielle Hirsch	271	3,9%	
5. Niels van den Berge	258	3,7%	
6. Simion Blom	256	3,7%	
7. Tom van den Nieuwenhuijzen	149	2,1%	
8. Jeroen Postma	140	2%	
9. Andrew Harijgens	138	2%	
10. Laura Vissenberg	118	1,7%	
11. Stephanie Bennett	109	1,6%	
12. Hagar Roijackers	105	1,5%	
13. Raja Alouani	79	1,1%	
14. Pepijn Zwanenberg	77	1,1%	
15. Melody Deldjou Fard	64	0,9%	
16. Romano Boshove	62	0,9%	
17. Dorrit de Jong	52	0,7%	
18. Noortje Thijssen	51	0,7%	
19. Mark Brakel	49	0,7%	
20. Martine Doppen	42	0,6%	
21. Milka Yemane	38	0,5%	
22. Geen der kandidaten	36	0,5%	
23. Raki Ap	34	0,5%	
24. Tara Scally	30	0,4%	
25. Colin Kok	27	0,4%	
26. Mohamed Amessas	26	0,4%	
27. Imran Hyder	26	0,4%	
28. Brigitta Scheepsma	25	0,4%	
29. Samir Toub	25	0,4%	
30. Saskia van der Elst	24	0,3%	
31. Jaswina Elahi	19	0,3%	
32. Nadia Ait Hammou	19	0,3%	
33. Ali Daliry	12	0,2%	
34. Sascha Steinfeldt	8	0,1%	
35. Debora Fernald	5	0,1%	
36. Kees Mulder	5	0,1%	

Winnaar			
Lisa Westerveld	4292	61,3%	

Plaats 11
Ronde 1

2. April Ranshuijsen	3283	47,7%	
3. Niels van den Berge	504	7,3%	
4. Nevin Özütok	487	7,1%	
5. Danielle Hirsch	324	4,7%	
6. Simion Blom	267	3,9%	
7. Laura Vissenberg	215	3,1%	
8. Andrew Harijgens	201	2,9%	
9. Tom van den Nieuwenhuijzen	188	2,7%	
10. Jeroen Postma	187	2,7%	
11. Stephanie Bennett	140	2%	
12. Hagar Roijackers	137	2%	
13. Pepijn Zwanenberg	95	1,4%	
14. Melody Deldjou Fard	78	1,1%	
15. Romano Boshove	72	1%	
16. Noortje Thijssen	68	1%	
17. Dorrit de Jong	61	0,9%	
18. Raja Alouani	58	0,8%	
19. Martine Doppen	56	0,8%	
20. Mark Brakel	55	0,8%	
21. Milka Yemane	45	0,7%	
22. Colin Kok	37	0,5%	
23. Raki Ap	36	0,5%	
24. Geen der kandidaten	36	0,5%	
25. Mohamed Amessas	31	0,5%	
26. Saskia van der Elst	31	0,5%	
27. Imran Hyder	29	0,4%	
28. Tara Scally	29	0,4%	
29. Brigitta Scheepsma	29	0,4%	
30. Samir Toub	26	0,4%	
31. Jaswina Elahi	24	0,3%	
32. Nadia Ait Hammou	23	0,3%	
33. Ali Daliry	11	0,2%	
34. Sascha Steinfeldt	8	0,1%	
35. Kees Mulder	6	0,1%	
36. Debora Fernald	5	0,1%	

Ronde 2

2. April Ranshuijsen	3283	47,7%	
3. Niels van den Berge	504	7,3%	
4. Nevin Özütok	487	7,1%	
5. Danielle Hirsch	324	4,7%	
6. Simion Blom	267	3,9%	
7. Laura Vissenberg	215	3,1%	
8. Andrew Harijgens	201	2,9%	
9. Tom van den Nieuwenhuijzen	188	2,7%	
10. Jeroen Postma	187	2,7%	
11. Stephanie Bennett	140	2%	

12. Hagar Roijackers	138	2%	
13. Pepijn Zwanenberg	95	1,4%	
14. Melody Deldjou Fard	79	1,1%	
15. Romano Boshove	72	1%	
16. Noortje Thijssen	68	1%	
17. Dorrit de Jong	61	0,9%	
18. Raja Alouani	58	0,8%	
19. Martine Doppen	56	0,8%	
20. Mark Brakel	55	0,8%	
21. Milka Yemane	45	0,7%	
22. Raki Ap	38	0,6%	
23. Colin Kok	37	0,5%	
24. Geen der kandidaten	36	0,5%	
25. Saskia van der Elst	32	0,5%	
26. Mohamed Amessas	31	0,5%	
27. Brigitta Scheepsma	29	0,4%	
28. Tara Scally	29	0,4%	
29. Imran Hyder	29	0,4%	
30. Samir Toub	26	0,4%	
31. Jaswina Elahi	24	0,3%	
32. Nadia Ait Hammou	23	0,3%	
33. Ali Daliry	11	0,2%	
34. Sascha Steinfeldt	8	0,1%	
35. Kees Mulder	6	0,1%	

Ronde 3

2. April Ranshuijsen	3285	47,7%	
3. Niels van den Berge	504	7,3%	
4. Nevin Özütok	487	7,1%	
5. Danielle Hirsch	324	4,7%	
6. Simion Blom	267	3,9%	
7. Laura Vissenberg	216	3,1%	
8. Andrew Harijgens	202	2,9%	
9. Tom van den Nieuwenhuijzen	188	2,7%	
10. Jeroen Postma	187	2,7%	
11. Stephanie Bennett	140	2%	
12. Hagar Roijackers	138	2%	
13. Pepijn Zwanenberg	96	1,4%	
14. Melody Deldjou Fard	79	1,1%	
15. Romano Boshove	72	1%	
16. Noortje Thijssen	68	1%	
17. Dorrit de Jong	61	0,9%	
18. Raja Alouani	58	0,8%	
19. Martine Doppen	56	0,8%	
20. Mark Brakel	55	0,8%	
21. Milka Yemane	45	0,7%	
22. Raki Ap	38	0,6%	
23. Colin Kok	37	0,5%	
24. Geen der kandidaten	36	0,5%	

25. Saskia van der Elst	32	0,5%	
26. Mohamed Amessas	31	0,5%	
27. Tara Scally	29	0,4%	
28. Brigitta Scheepsma	29	0,4%	
29. Imran Hyder	29	0,4%	
30. Samir Toub	26	0,4%	
31. Jaswina Elahi	24	0,3%	
32. Nadia Ait Hammou	24	0,3%	
33. Ali Daliry	11	0,2%	
34. Sascha Steinfeldt	8	0,1%	

Ronde 4

2. April Ranshuijsen	3287	47,8%	
3. Niels van den Berge	504	7,3%	
4. Nevin Özütok	488	7,1%	
5. Danielle Hirsch	324	4,7%	
6. Simion Blom	268	3,9%	
7. Laura Vissenberg	216	3,1%	
8. Andrew Harijgens	202	2,9%	
9. Tom van den Nieuwenhuijzen	188	2,7%	
10. Jeroen Postma	187	2,7%	
11. Stephanie Bennett	142	2,1%	
12. Hagar Roijackers	138	2%	
13. Pepijn Zwanenberg	96	1,4%	
14. Melody Deldjou Fard	79	1,1%	
15. Romano Boshove	72	1%	
16. Noortje Thijssen	68	1%	
17. Dorrit de Jong	61	0,9%	
18. Raja Alouani	58	0,8%	
19. Martine Doppen	56	0,8%	
20. Mark Brakel	55	0,8%	
21. Milka Yemane	45	0,7%	
22. Raki Ap	38	0,6%	
23. Colin Kok	37	0,5%	
24. Geen der kandidaten	36	0,5%	
25. Saskia van der Elst	32	0,5%	
26. Mohamed Amessas	31	0,5%	
27. Tara Scally	30	0,4%	
28. Imran Hyder	29	0,4%	
29. Brigitta Scheepsma	29	0,4%	
30. Samir Toub	26	0,4%	
31. Nadia Ait Hammou	24	0,3%	
32. Jaswina Elahi	24	0,3%	
33. Ali Daliry	11	0,2%	

Ronde 5

2. April Ranshuijsen	3289	47,8%	
3. Niels van den Berge	504	7,3%	
4. Nevin Özütok	488	7,1%	
5. Danielle Hirsch	324	4,7%	

6. Simion Blom	268	3,9%	
7. Laura Vissenberg	216	3,1%	
8. Andrew Harijgens	202	2,9%	
9. Tom van den Nieuwenhuijzen	188	2,7%	
10. Jeroen Postma	187	2,7%	
11. Stephanie Bennett	142	2,1%	
12. Hagar Roijackers	138	2%	
13. Pepijn Zwanenberg	96	1,4%	
14. Melody Deldjou Fard	79	1,1%	
15. Romano Boshove	72	1%	
16. Noortje Thijssen	68	1%	
17. Dorrit de Jong	61	0,9%	
18. Raja Alouani	58	0,8%	
19. Martine Doppen	56	0,8%	
20. Mark Brakel	55	0,8%	
21. Milka Yemane	45	0,7%	
22. Colin Kok	38	0,6%	
23. Raki Ap	38	0,6%	
24. Geen der kandidaten	36	0,5%	
25. Saskia van der Elst	34	0,5%	
26. Mohamed Amessas	32	0,5%	
27. Tara Scally	30	0,4%	
28. Imran Hyder	29	0,4%	
29. Brigitta Scheepsma	29	0,4%	
30. Samir Toub	26	0,4%	
31. Nadia Ait Hammou	24	0,3%	
32. Jaswina Elahi	24	0,3%	

Ronde 6

2. April Ranshuijsen	3296	47,9%	
3. Niels van den Berge	505	7,3%	
4. Nevin Özütok	489	7,1%	
5. Danielle Hirsch	324	4,7%	
6. Simion Blom	268	3,9%	
7. Laura Vissenberg	216	3,1%	
8. Andrew Harijgens	202	2,9%	
9. Tom van den Nieuwenhuijzen	188	2,7%	
10. Jeroen Postma	187	2,7%	
11. Stephanie Bennett	142	2,1%	
12. Hagar Roijackers	138	2%	
13. Pepijn Zwanenberg	96	1,4%	
14. Melody Deldjou Fard	80	1,2%	
15. Romano Boshove	72	1%	
16. Noortje Thijssen	68	1%	
17. Dorrit de Jong	61	0,9%	
18. Raja Alouani	58	0,8%	
19. Martine Doppen	56	0,8%	
20. Mark Brakel	55	0,8%	
21. Milka Yemane	47	0,7%	

22. Raki Ap	39	0,6%	
23. Colin Kok	38	0,6%	
24. Saskia van der Elst	36	0,5%	
25. Geen der kandidaten	36	0,5%	
26. Tara Scally	34	0,5%	
27. Mohamed Amessas	34	0,5%	
28. Brigitta Scheepsma	29	0,4%	
29. Imran Hyder	29	0,4%	
30. Samir Toub	26	0,4%	
31. Nadia Ait Hammou	25	0,4%	

Ronde 7

2. April Ranshuijsen	3304	48,1%	
3. Niels van den Berge	506	7,4%	
4. Nevin Özütok	492	7,2%	
5. Danielle Hirsch	324	4,7%	
6. Simion Blom	270	3,9%	
7. Laura Vissenberg	216	3,1%	
8. Andrew Harijgens	203	3%	
9. Tom van den Nieuwenhuijzen	188	2,7%	
10. Jeroen Postma	187	2,7%	
11. Stephanie Bennett	142	2,1%	
12. Hagar Roijackers	138	2%	
13. Pepijn Zwanenberg	96	1,4%	
14. Melody Deldjou Fard	81	1,2%	
15. Romano Boshove	72	1%	
16. Noortje Thijssen	68	1%	
17. Dorrit de Jong	61	0,9%	
18. Raja Alouani	58	0,8%	
19. Martine Doppen	57	0,8%	
20. Mark Brakel	55	0,8%	
21. Milka Yemane	47	0,7%	
22. Raki Ap	42	0,6%	
23. Colin Kok	38	0,6%	
24. Saskia van der Elst	37	0,5%	
25. Geen der kandidaten	36	0,5%	
26. Mohamed Amessas	35	0,5%	
27. Tara Scally	34	0,5%	
28. Imran Hyder	29	0,4%	
29. Brigitta Scheepsma	29	0,4%	
30. Samir Toub	26	0,4%	

Ronde 8

2. April Ranshuijsen	3306	48,1%	
3. Niels van den Berge	508	7,4%	
4. Nevin Özütok	492	7,2%	
5. Danielle Hirsch	325	4,7%	
6. Simion Blom	273	4%	
7. Laura Vissenberg	216	3,1%	
8. Andrew Harijgens	205	3%	

9. Tom van den Nieuwenhuijzen	192	2,8%	
10. Jeroen Postma	189	2,8%	
11. Stephanie Bennett	143	2,1%	
12. Hagar Roijackers	140	2%	
13. Pepijn Zwanenberg	96	1,4%	
14. Melody Deldjou Fard	82	1,2%	
15. Romano Boshove	72	1%	
16. Noortje Thijssen	68	1%	
17. Dorrit de Jong	61	0,9%	
18. Raja Alouani	59	0,9%	
19. Martine Doppen	58	0,8%	
20. Mark Brakel	55	0,8%	
21. Milka Yemane	47	0,7%	
22. Raki Ap	42	0,6%	
23. Colin Kok	38	0,6%	
24. Saskia van der Elst	37	0,5%	
25. Geen der kandidaten	36	0,5%	
26. Mohamed Amessas	35	0,5%	
27. Tara Scally	34	0,5%	
28. Imran Hyder	30	0,4%	
29. Brigitta Scheepsma	29	0,4%	

Ronde 9

2. April Ranshuijsen	3310	48,2%	
3. Niels van den Berge	509	7,4%	
4. Nevin Özütok	494	7,2%	
5. Danielle Hirsch	325	4,7%	
6. Simion Blom	273	4%	
7. Laura Vissenberg	217	3,2%	
8. Andrew Harijgens	205	3%	
9. Tom van den Nieuwenhuijzen	192	2,8%	
10. Jeroen Postma	189	2,8%	
11. Stephanie Bennett	149	2,2%	
12. Hagar Roijackers	140	2%	
13. Pepijn Zwanenberg	96	1,4%	
14. Melody Deldjou Fard	82	1,2%	
15. Romano Boshove	72	1%	
16. Noortje Thijssen	69	1%	
17. Dorrit de Jong	61	0,9%	
18. Raja Alouani	59	0,9%	
19. Martine Doppen	58	0,8%	
20. Mark Brakel	55	0,8%	
21. Milka Yemane	47	0,7%	
22. Saskia van der Elst	45	0,7%	
23. Raki Ap	42	0,6%	
24. Colin Kok	38	0,6%	
25. Geen der kandidaten	36	0,5%	
26. Mohamed Amessas	35	0,5%	
27. Tara Scally	34	0,5%	

28. Imran Hyder	31	0,5%	
Ronde 10			
2. April Ranshuijsen	3318	48,4%	
3. Niels van den Berge	512	7,5%	
4. Nevin Özütok	497	7,2%	
5. Danielle Hirsch	325	4,7%	
6. Simion Blom	274	4%	
7. Laura Vissenberg	218	3,2%	
8. Andrew Harijgens	207	3%	
9. Tom van den Nieuwenhuijzen	192	2,8%	
10. Jeroen Postma	189	2,8%	
11. Stephanie Bennett	149	2,2%	
12. Hagar Roijackers	141	2,1%	
13. Pepijn Zwanenberg	96	1,4%	
14. Melody Deldjou Fard	83	1,2%	
15. Romano Boshove	72	1%	
16. Noortje Thijssen	70	1%	
17. Dorrit de Jong	62	0,9%	
18. Raja Alouani	59	0,9%	
19. Martine Doppen	58	0,8%	
20. Mark Brakel	56	0,8%	
21. Milka Yemane	50	0,7%	
22. Saskia van der Elst	45	0,7%	
23. Raki Ap	42	0,6%	
24. Colin Kok	38	0,6%	
25. Geen der kandidaten	36	0,5%	
26. Mohamed Amessas	35	0,5%	
27. Tara Scally	34	0,5%	

Ronde 11			
2. April Ranshuijsen	3325	48,5%	
3. Niels van den Berge	513	7,5%	
4. Nevin Özütok	497	7,3%	
5. Danielle Hirsch	326	4,8%	
6. Simion Blom	274	4%	
7. Laura Vissenberg	219	3,2%	
8. Andrew Harijgens	207	3%	
9. Tom van den Nieuwenhuijzen	192	2,8%	
10. Jeroen Postma	190	2,8%	
11. Stephanie Bennett	149	2,2%	
12. Hagar Roijackers	141	2,1%	
13. Pepijn Zwanenberg	99	1,4%	
14. Melody Deldjou Fard	88	1,3%	
15. Romano Boshove	72	1,1%	
16. Noortje Thijssen	71	1%	
17. Dorrit de Jong	62	0,9%	
18. Raja Alouani	60	0,9%	
19. Martine Doppen	59	0,9%	
20. Mark Brakel	58	0,8%	

21. Milka Yemane	55	0,8%	
22. Saskia van der Elst	45	0,7%	
23. Raki Ap	42	0,6%	
24. Colin Kok	38	0,6%	
25. Geen der kandidaten	36	0,5%	
26. Mohamed Amessas	35	0,5%	

Ronde 12

2. April Ranshuijsen	3330	48,6%	
3. Niels van den Berge	517	7,5%	
4. Nevin Özütok	503	7,3%	
5. Danielle Hirsch	326	4,8%	
6. Simion Blom	275	4%	
7. Laura Vissenberg	219	3,2%	
8. Andrew Harijgens	207	3%	
9. Tom van den Nieuwenhuijzen	194	2,8%	
10. Jeroen Postma	191	2,8%	
11. Stephanie Bennett	149	2,2%	
12. Hagar Roijackers	141	2,1%	
13. Pepijn Zwanenberg	99	1,4%	
14. Melody Deldjou Fard	92	1,3%	
15. Romano Boshove	73	1,1%	
16. Noortje Thijssen	71	1%	
17. Dorrit de Jong	62	0,9%	
18. Raja Alouani	61	0,9%	
19. Martine Doppen	60	0,9%	
20. Mark Brakel	58	0,8%	
21. Milka Yemane	56	0,8%	
22. Saskia van der Elst	45	0,7%	
23. Colin Kok	43	0,6%	
24. Raki Ap	42	0,6%	
25. Geen der kandidaten	36	0,5%	

Ronde 13

2. April Ranshuijsen	3330	48,9%	
3. Niels van den Berge	517	7,6%	
4. Nevin Özütok	503	7,4%	
5. Danielle Hirsch	326	4,8%	
6. Simion Blom	275	4%	
7. Laura Vissenberg	219	3,2%	
8. Andrew Harijgens	207	3%	
9. Tom van den Nieuwenhuijzen	194	2,8%	
10. Jeroen Postma	191	2,8%	
11. Stephanie Bennett	149	2,2%	
12. Hagar Roijackers	141	2,1%	
13. Pepijn Zwanenberg	99	1,5%	
14. Melody Deldjou Fard	92	1,4%	
15. Romano Boshove	73	1,1%	
16. Noortje Thijssen	71	1%	
17. Dorrit de Jong	62	0,9%	

18. Raja Alouani	61	0,9%	
19. Martine Doppen	60	0,9%	
20. Mark Brakel	58	0,9%	
21. Milka Yemane	56	0,8%	
22. Saskia van der Elst	45	0,7%	
23. Colin Kok	43	0,6%	
24. Raki Ap	42	0,6%	

Ronde 14

2. April Ranshuijsen	3335	49%	
3. Niels van den Berge	523	7,7%	
4. Nevin Özütok	505	7,4%	
5. Danielle Hirsch	327	4,8%	
6. Simion Blom	278	4,1%	
7. Laura Vissenberg	219	3,2%	
8. Andrew Harijgens	212	3,1%	
9. Tom van den Nieuwenhuijzen	196	2,9%	
10. Jeroen Postma	191	2,8%	
11. Stephanie Bennett	150	2,2%	
12. Hagar Roijackers	141	2,1%	
13. Pepijn Zwanenberg	100	1,5%	
14. Melody Deldjou Fard	93	1,4%	
15. Romano Boshove	75	1,1%	
16. Noortje Thijssen	71	1%	
17. Dorrit de Jong	62	0,9%	
18. Raja Alouani	61	0,9%	
19. Martine Doppen	60	0,9%	
20. Mark Brakel	58	0,9%	
21. Milka Yemane	56	0,8%	
22. Saskia van der Elst	47	0,7%	
23. Colin Kok	44	0,6%	

Ronde 15

2. April Ranshuijsen	3349	49,2%	
3. Niels van den Berge	525	7,7%	
4. Nevin Özütok	505	7,4%	
5. Danielle Hirsch	328	4,8%	
6. Simion Blom	278	4,1%	
7. Laura Vissenberg	219	3,2%	
8. Andrew Harijgens	213	3,1%	
9. Tom van den Nieuwenhuijzen	197	2,9%	
10. Jeroen Postma	191	2,8%	
11. Stephanie Bennett	153	2,2%	
12. Hagar Roijackers	142	2,1%	
13. Pepijn Zwanenberg	101	1,5%	
14. Melody Deldjou Fard	97	1,4%	
15. Romano Boshove	84	1,2%	
16. Noortje Thijssen	71	1%	
17. Dorrit de Jong	62	0,9%	
18. Raja Alouani	61	0,9%	

19. Martine Doppen	61	0,9%	
20. Mark Brakel	59	0,9%	
21. Milka Yemane	57	0,8%	
22. Saskia van der Elst	49	0,7%	

Ronde 16


















2. April Ranshuijsen	3366	49,6%	
3. Niels van den Berge	528	7,8%	
4. Nevin Özütok	507	7,5%	
5. Danielle Hirsch	329	4,8%	
6. Simion Blom	278	4,1%	
7. Laura Vissenberg	223	3,3%	
8. Andrew Harijgens	216	3,2%	
9. Tom van den Nieuwenhuijzen	198	2,9%	
10. Jeroen Postma	191	2,8%	
11. Stephanie Bennett	153	2,3%	
12. Hagar Roijackers	142	2,1%	
13. Pepijn Zwanenberg	101	1,5%	
14. Melody Deldjou Fard	100	1,5%	
15. Romano Boshove	87	1,3%	
16. Noortje Thijssen	71	1%	
17. Dorrit de Jong	63	0,9%	
18. Martine Doppen	62	0,9%	
19. Raja Alouani	61	0,9%	
20. Mark Brakel	59	0,9%	
21. Milka Yemane	58	0,9%	

Ronde 17

2. April Ranshuijsen	3379	49,8%	
3. Niels van den Berge	529	7,8%	
4. Nevin Özütok	513	7,6%	
5. Danielle Hirsch	332	4,9%	
6. Simion Blom	283	4,2%	
7. Laura Vissenberg	224	3,3%	
8. Andrew Harijgens	219	3,2%	
9. Tom van den Nieuwenhuijzen	198	2,9%	
10. Jeroen Postma	191	2,8%	
11. Stephanie Bennett	157	2,3%	
12. Hagar Roijackers	142	2,1%	
13. Melody Deldjou Fard	105	1,5%	
14. Pepijn Zwanenberg	102	1,5%	
15. Romano Boshove	89	1,3%	
16. Noortje Thijssen	74	1,1%	
17. Raja Alouani	65	1%	
18. Dorrit de Jong	63	0,9%	
19. Martine Doppen	63	0,9%	
20. Mark Brakel	61	0,9%	

Ronde 18

2. April Ranshuijsen	3398	50,1%	
----------------------	------	-------	--



























3. Niels van den Berge	530	7,8%	
4. Nevin Özütok	519	7,7%	
5. Danielle Hirsch	338	5%	
6. Simion Blom	286	4,2%	
7. Laura Vissenberg	229	3,4%	
8. Andrew Harijgens	220	3,2%	
9. Tom van den Nieuwenhuijzen	200	2,9%	
10. Jeroen Postma	193	2,8%	
11. Stephanie Bennett	158	2,3%	
12. Hagar Roijackers	142	2,1%	
13. Melody Deldjou Fard	105	1,5%	
14. Pepijn Zwanenberg	102	1,5%	
15. Romano Boshove	91	1,3%	
16. Noortje Thijssen	77	1,1%	
17. Raja Alouani	66	1%	
18. Dorrit de Jong	64	0,9%	
19. Martine Doppen	64	0,9%	

Winnaar

April Ranshuijsen	3398	50,1%	
-------------------	------	-------	--

Plaats 12

Ronde 1

2. Niels van den Berge	3236	47,3%	
3. Nevin Özütok	550	8%	
4. Laura Vissenberg	363	5,3%	
5. Danielle Hirsch	346	5,1%	
6. Andrew Harijgens	333	4,9%	
7. Simion Blom	286	4,2%	
8. Jeroen Postma	208	3%	
9. Tom van den Nieuwenhuijzen	202	3%	
10. Stephanie Bennett	153	2,2%	
11. Hagar Roijackers	143	2,1%	
12. Pepijn Zwanenberg	100	1,5%	
13. Melody Deldjou Fard	79	1,2%	
14. Noortje Thijssen	78	1,1%	
15. Romano Boshove	78	1,1%	
16. Raja Alouani	68	1%	
17. Dorrit de Jong	64	0,9%	
18. Martine Doppen	57	0,8%	
19. Mark Brakel	57	0,8%	
20. Milka Yemane	47	0,7%	
21. Colin Kok	39	0,6%	
22. Raki Ap	38	0,6%	
23. Saskia van der Elst	37	0,5%	
24. Geen der kandidaten	36	0,5%	
25. Imran Hyder	34	0,5%	
26. Tara Scally	32	0,5%	
27. Mohamed Amessas	32	0,5%	

28. Brigitta Scheepsma	30	0,4%	
29. Samir Toub	29	0,4%	
30. Jaswina Elahi	25	0,4%	
31. Nadia Ait Hammou	25	0,4%	
32. Ali Daliry	11	0,2%	
33. Kees Mulder	7	0,1%	
34. Sascha Steinfeldt	7	0,1%	
35. Luty van den Berg	6	0,1%	
36. Debora Fernald	4	0,1%	

Ronde 2

2. Niels van den Berge	3236	47,3%	
3. Nevin Özütok	550	8%	
4. Laura Vissenberg	363	5,3%	
5. Danielle Hirsch	346	5,1%	
6. Andrew Harijgens	333	4,9%	
7. Simion Blom	286	4,2%	
8. Jeroen Postma	208	3%	
9. Tom van den Nieuwenhuijzen	202	3%	
10. Stephanie Bennett	153	2,2%	
11. Hagar Roijackers	144	2,1%	
12. Pepijn Zwanenberg	100	1,5%	
13. Melody Deldjou Fard	80	1,2%	
14. Noortje Thijssen	78	1,1%	
15. Romano Boshove	78	1,1%	
16. Raja Alouani	68	1%	
17. Dorrit de Jong	64	0,9%	
18. Martine Doppen	57	0,8%	
19. Mark Brakel	57	0,8%	
20. Milka Yemane	47	0,7%	
21. Colin Kok	39	0,6%	
22. Raki Ap	39	0,6%	
23. Saskia van der Elst	38	0,6%	
24. Geen der kandidaten	36	0,5%	
25. Imran Hyder	34	0,5%	
26. Mohamed Amessas	32	0,5%	
27. Tara Scally	32	0,5%	
28. Brigitta Scheepsma	30	0,4%	
29. Samir Toub	29	0,4%	
30. Jaswina Elahi	25	0,4%	
31. Nadia Ait Hammou	25	0,4%	
32. Ali Daliry	11	0,2%	
33. Kees Mulder	7	0,1%	
34. Sascha Steinfeldt	7	0,1%	
35. Luty van den Berg	6	0,1%	

Ronde 3

2. Niels van den Berge	3237	47,3%	
3. Nevin Özütok	550	8%	
4. Laura Vissenberg	363	5,3%	

5. Danielle Hirsch	346	5,1%	
6. Andrew Harijgens	333	4,9%	
7. Simion Blom	287	4,2%	
8. Jeroen Postma	208	3%	
9. Tom van den Nieuwenhuijzen	202	3%	
10. Stephanie Bennett	154	2,3%	
11. Hagar Roijackers	144	2,1%	
12. Pepijn Zwanenberg	100	1,5%	
13. Melody Deldjou Fard	80	1,2%	
14. Noortje Thijssen	78	1,1%	
15. Romano Boshove	78	1,1%	
16. Raja Alouani	68	1%	
17. Dorrit de Jong	64	0,9%	
18. Mark Brakel	57	0,8%	
19. Martine Doppen	57	0,8%	
20. Milka Yemane	47	0,7%	
21. Raki Ap	40	0,6%	
22. Colin Kok	39	0,6%	
23. Saskia van der Elst	38	0,6%	
24. Geen der kandidaten	36	0,5%	
25. Imran Hyder	34	0,5%	
26. Tara Scally	32	0,5%	
27. Mohamed Amessas	32	0,5%	
28. Brigitta Scheepsma	30	0,4%	
29. Samir Toub	29	0,4%	
30. Jaswina Elahi	25	0,4%	
31. Nadia Ait Hammou	25	0,4%	
32. Ali Daliry	11	0,2%	
33. Sascha Steinfeldt	8	0,1%	
34. Kees Mulder	7	0,1%	

Ronde 4

























2. Niels van den Berge	3239	47,4%	
3. Nevin Özütok	550	8%	
4. Laura Vissenberg	364	5,3%	
5. Danielle Hirsch	346	5,1%	
6. Andrew Harijgens	334	4,9%	
7. Simion Blom	287	4,2%	
8. Jeroen Postma	208	3%	
9. Tom van den Nieuwenhuijzen	202	3%	
10. Stephanie Bennett	155	2,3%	
11. Hagar Roijackers	144	2,1%	
12. Pepijn Zwanenberg	101	1,5%	
13. Melody Deldjou Fard	80	1,2%	
14. Noortje Thijssen	78	1,1%	
15. Romano Boshove	78	1,1%	
16. Raja Alouani	68	1%	
17. Dorrit de Jong	64	0,9%	
18. Mark Brakel	57	0,8%	

19. Martine Doppen	57	0,8%	
20. Milka Yemane	47	0,7%	
21. Raki Ap	40	0,6%	
22. Colin Kok	39	0,6%	
23. Saskia van der Elst	38	0,6%	
24. Geen der kandidaten	36	0,5%	
25. Imran Hyder	34	0,5%	
26. Mohamed Amessas	32	0,5%	
27. Tara Scally	32	0,5%	
28. Brigitta Scheepsma	30	0,4%	
29. Samir Toub	29	0,4%	
30. Nadia Ait Hammou	26	0,4%	
31. Jaswina Elahi	25	0,4%	
32. Ali Daliry	11	0,2%	
33. Sascha Steinfeldt	8	0,1%	


















Ronde 5

2. Niels van den Berge	3241	47,4%	
3. Nevin Özütok	551	8,1%	
4. Laura Vissenberg	364	5,3%	
5. Danielle Hirsch	346	5,1%	
6. Andrew Harijgens	334	4,9%	
7. Simion Blom	288	4,2%	
8. Jeroen Postma	208	3%	
9. Tom van den Nieuwenhuijzen	202	3%	
10. Stephanie Bennett	157	2,3%	
11. Hagar Roijackers	144	2,1%	
12. Pepijn Zwanenberg	101	1,5%	
13. Melody Deldjou Fard	80	1,2%	
14. Noortje Thijssen	78	1,1%	
15. Romano Boshove	78	1,1%	
16. Raja Alouani	68	1%	
17. Dorrit de Jong	64	0,9%	
18. Martine Doppen	57	0,8%	
19. Mark Brakel	57	0,8%	
20. Milka Yemane	47	0,7%	
21. Raki Ap	40	0,6%	
22. Colin Kok	39	0,6%	
23. Saskia van der Elst	38	0,6%	
24. Geen der kandidaten	36	0,5%	
25. Imran Hyder	34	0,5%	
26. Tara Scally	33	0,5%	
27. Mohamed Amessas	32	0,5%	
28. Brigitta Scheepsma	30	0,4%	
29. Samir Toub	29	0,4%	
30. Nadia Ait Hammou	26	0,4%	
31. Jaswina Elahi	25	0,4%	
32. Ali Daliry	11	0,2%	

Ronde 6

2. Niels van den Berge	3243	47,5%	
3. Nevin Özütok	551	8,1%	
4. Laura Vissenberg	364	5,3%	
5. Danielle Hirsch	346	5,1%	
6. Andrew Harijgens	334	4,9%	
7. Simion Blom	288	4,2%	
8. Jeroen Postma	208	3%	
9. Tom van den Nieuwenhuijzen	202	3%	
10. Stephanie Bennett	157	2,3%	
11. Hagar Roijackers	144	2,1%	
12. Pepijn Zwanenberg	101	1,5%	
13. Melody Deldjou Fard	80	1,2%	
14. Noortje Thijssen	78	1,1%	
15. Romano Boshove	78	1,1%	
16. Raja Alouani	68	1%	
17. Dorrit de Jong	64	0,9%	
18. Mark Brakel	57	0,8%	
19. Martine Doppen	57	0,8%	
20. Milka Yemane	47	0,7%	
21. Saskia van der Elst	40	0,6%	
22. Colin Kok	40	0,6%	
23. Raki Ap	40	0,6%	
24. Geen der kandidaten	36	0,5%	
25. Imran Hyder	34	0,5%	
26. Mohamed Amessas	33	0,5%	
27. Tara Scally	33	0,5%	
28. Brigitta Scheepsma	30	0,4%	
29. Samir Toub	29	0,4%	
30. Nadia Ait Hammou	26	0,4%	
31. Jaswina Elahi	25	0,4%	

Ronde 7

2. Niels van den Berge	3250	47,6%	
3. Nevin Özütok	554	8,1%	
4. Laura Vissenberg	364	5,3%	
5. Danielle Hirsch	346	5,1%	
6. Andrew Harijgens	334	4,9%	
7. Simion Blom	288	4,2%	
8. Jeroen Postma	208	3%	
9. Tom van den Nieuwenhuijzen	202	3%	
10. Stephanie Bennett	157	2,3%	
11. Hagar Roijackers	144	2,1%	
12. Pepijn Zwanenberg	101	1,5%	
13. Melody Deldjou Fard	81	1,2%	
14. Romano Boshove	78	1,1%	
15. Noortje Thijssen	78	1,1%	
16. Raja Alouani	68	1%	
17. Dorrit de Jong	64	0,9%	
18. Martine Doppen	57	0,8%	

19. Mark Brakel	57	0,8%	
20. Milka Yemane	49	0,7%	
21. Saskia van der Elst	42	0,6%	
22. Raki Ap	41	0,6%	
23. Colin Kok	40	0,6%	
24. Tara Scally	37	0,5%	
25. Geen der kandidaten	36	0,5%	
26. Mohamed Amessas	35	0,5%	
27. Imran Hyder	34	0,5%	
28. Brigitta Scheepsma	30	0,4%	
29. Samir Toub	29	0,4%	
30. Nadia Ait Hammou	27	0,4%	

Ronde 8

2. Niels van den Berge	3255	47,7%	
3. Nevin Özütok	557	8,2%	
4. Laura Vissenberg	366	5,4%	
5. Danielle Hirsch	346	5,1%	
6. Andrew Harijgens	335	4,9%	
7. Simion Blom	290	4,2%	
8. Jeroen Postma	208	3%	
9. Tom van den Nieuwenhuijzen	202	3%	
10. Stephanie Bennett	157	2,3%	
11. Hagar Roijackers	144	2,1%	
12. Pepijn Zwanenberg	101	1,5%	
13. Melody Deldjou Fard	83	1,2%	
14. Noortje Thijssen	78	1,1%	
15. Romano Boshove	78	1,1%	
16. Raja Alouani	69	1%	
17. Dorrit de Jong	64	0,9%	
18. Martine Doppen	58	0,8%	
19. Mark Brakel	57	0,8%	
20. Milka Yemane	49	0,7%	
21. Raki Ap	44	0,6%	
22. Saskia van der Elst	43	0,6%	
23. Colin Kok	40	0,6%	
24. Tara Scally	37	0,5%	
25. Mohamed Amessas	37	0,5%	
26. Geen der kandidaten	36	0,5%	
27. Imran Hyder	34	0,5%	
28. Brigitta Scheepsma	30	0,4%	
29. Samir Toub	29	0,4%	

Ronde 9

2. Niels van den Berge	3258	47,8%	
3. Nevin Özütok	557	8,2%	
4. Laura Vissenberg	366	5,4%	
5. Danielle Hirsch	347	5,1%	
6. Andrew Harijgens	337	4,9%	
7. Simion Blom	293	4,3%	




8. Jeroen Postma	211	3,1%	
9. Tom van den Nieuwenhuijzen	207	3%	
10. Stephanie Bennett	158	2,3%	
11. Hagar Roijackers	147	2,2%	
12. Pepijn Zwanenberg	101	1,5%	
13. Melody Deldjou Fard	84	1,2%	
14. Noortje Thijssen	78	1,1%	
15. Romano Boshove	78	1,1%	
16. Raja Alouani	70	1%	
17. Dorrit de Jong	64	0,9%	
18. Martine Doppen	59	0,9%	
19. Mark Brakel	57	0,8%	
20. Milka Yemane	49	0,7%	
21. Raki Ap	44	0,6%	
22. Saskia van der Elst	43	0,6%	
23. Colin Kok	40	0,6%	
24. Tara Scally	37	0,5%	
25. Mohamed Amessas	37	0,5%	
26. Geen der kandidaten	36	0,5%	
27. Imran Hyder	35	0,5%	
28. Brigitta Scheepsma	30	0,4%	

Ronde 10
























2. Niels van den Berge	3262	47,8%	
3. Nevin Özütok	559	8,2%	
4. Laura Vissenberg	368	5,4%	
5. Danielle Hirsch	347	5,1%	
6. Andrew Harijgens	338	5%	
7. Simion Blom	293	4,3%	
8. Jeroen Postma	211	3,1%	
9. Tom van den Nieuwenhuijzen	207	3%	
10. Stephanie Bennett	164	2,4%	
11. Hagar Roijackers	147	2,2%	
12. Pepijn Zwanenberg	101	1,5%	
13. Melody Deldjou Fard	84	1,2%	
14. Noortje Thijssen	79	1,2%	
15. Romano Boshove	78	1,1%	
16. Raja Alouani	70	1%	
17. Dorrit de Jong	64	0,9%	
18. Martine Doppen	59	0,9%	
19. Mark Brakel	57	0,8%	
20. Saskia van der Elst	51	0,7%	
21. Milka Yemane	49	0,7%	
22. Raki Ap	44	0,6%	
23. Colin Kok	40	0,6%	
24. Tara Scally	37	0,5%	
25. Mohamed Amessas	37	0,5%	
26. Imran Hyder	36	0,5%	
27. Geen der kandidaten	36	0,5%	

Ronde 11				
2. Niels van den Berge	3262	48,1%		
3. Nevin Özütok	559	8,2%		
4. Laura Vissenberg	368	5,4%		
5. Danielle Hirsch	347	5,1%		
6. Andrew Harijgens	338	5%		
7. Simion Blom	293	4,3%		
8. Jeroen Postma	211	3,1%		
9. Tom van den Nieuwenhuijzen	207	3,1%		
10. Stephanie Bennett	164	2,4%		
11. Hagar Roijackers	147	2,2%		
12. Pepijn Zwanenberg	101	1,5%		
13. Melody Deldjou Fard	84	1,2%		
14. Noortje Thijssen	79	1,2%		
15. Romano Boshove	78	1,2%		
16. Raja Alouani	70	1%		
17. Dorrit de Jong	64	0,9%		
18. Martine Doppen	59	0,9%		
19. Mark Brakel	57	0,8%		
20. Saskia van der Elst	51	0,8%		
21. Milka Yemane	49	0,7%		
22. Raki Ap	44	0,6%		
23. Colin Kok	40	0,6%		
24. Mohamed Amessas	37	0,5%		
25. Tara Scally	37	0,5%		
26. Imran Hyder	36	0,5%		





















Ronde 12				
2. Niels van den Berge	3274	48,3%		
3. Nevin Özütok	563	8,3%		
4. Laura Vissenberg	369	5,4%		
5. Danielle Hirsch	347	5,1%		
6. Andrew Harijgens	341	5%		
7. Simion Blom	294	4,3%		
8. Jeroen Postma	211	3,1%		
9. Tom van den Nieuwenhuijzen	207	3,1%		
10. Stephanie Bennett	164	2,4%		
11. Hagar Roijackers	148	2,2%		
12. Pepijn Zwanenberg	101	1,5%		
13. Melody Deldjou Fard	85	1,3%		
14. Noortje Thijssen	81	1,2%		
15. Romano Boshove	78	1,2%		
16. Raja Alouani	70	1%		
17. Dorrit de Jong	65	1%		
18. Martine Doppen	60	0,9%		
19. Mark Brakel	58	0,9%		
20. Milka Yemane	52	0,8%		
21. Saskia van der Elst	51	0,8%		
22. Raki Ap	44	0,6%		


23. Colin Kok	40	0,6%	
24. Mohamed Amessas	37	0,5%	
25. Tara Scally	37	0,5%	

Ronde 13






















2. Niels van den Berge	3283	48,5%	
3. Nevin Özütok	563	8,3%	
4. Laura Vissenberg	371	5,5%	
5. Danielle Hirsch	348	5,1%	
6. Andrew Harijgens	341	5%	
7. Simion Blom	294	4,3%	
8. Jeroen Postma	212	3,1%	
9. Tom van den Nieuwenhuijzen	207	3,1%	
10. Stephanie Bennett	164	2,4%	
11. Hagar Roijackers	148	2,2%	
12. Pepijn Zwanenberg	104	1,5%	
13. Melody Deldjou Fard	90	1,3%	
14. Noortje Thijssen	82	1,2%	
15. Romano Boshove	78	1,2%	
16. Raja Alouani	72	1,1%	
17. Dorrit de Jong	65	1%	
18. Martine Doppen	61	0,9%	
19. Mark Brakel	60	0,9%	
20. Milka Yemane	57	0,8%	
21. Saskia van der Elst	51	0,8%	
22. Raki Ap	44	0,6%	
23. Colin Kok	40	0,6%	
24. Mohamed Amessas	37	0,5%	

Ronde 14





















2. Niels van den Berge	3292	48,6%	
3. Nevin Özütok	569	8,4%	
4. Laura Vissenberg	372	5,5%	
5. Danielle Hirsch	348	5,1%	
6. Andrew Harijgens	342	5,1%	
7. Simion Blom	295	4,4%	
8. Jeroen Postma	213	3,1%	
9. Tom van den Nieuwenhuijzen	209	3,1%	
10. Stephanie Bennett	164	2,4%	
11. Hagar Roijackers	148	2,2%	
12. Pepijn Zwanenberg	104	1,5%	
13. Melody Deldjou Fard	94	1,4%	
14. Noortje Thijssen	82	1,2%	
15. Romano Boshove	79	1,2%	
16. Raja Alouani	73	1,1%	
17. Dorrit de Jong	65	1%	
18. Martine Doppen	62	0,9%	
19. Mark Brakel	60	0,9%	
20. Milka Yemane	58	0,9%	
21. Saskia van der Elst	51	0,8%	

22. Colin Kok	45	0,7%	
23. Raki Ap	44	0,7%	


Ronde 15

2. Niels van den Berge	3303	48,9%	
3. Nevin Özütok	571	8,4%	
4. Laura Vissenberg	373	5,5%	
5. Danielle Hirsch	349	5,2%	
6. Andrew Harijgens	347	5,1%	
7. Simion Blom	298	4,4%	
8. Jeroen Postma	213	3,2%	
9. Tom van den Nieuwenhuijzen	211	3,1%	
10. Stephanie Bennett	165	2,4%	
11. Hagar Roijackers	148	2,2%	
12. Pepijn Zwanenberg	105	1,6%	
13. Melody Deldjou Fard	95	1,4%	
14. Noortje Thijssen	82	1,2%	
15. Romano Boshove	81	1,2%	
16. Raja Alouani	73	1,1%	
17. Dorrit de Jong	65	1%	
18. Martine Doppen	62	0,9%	
19. Mark Brakel	60	0,9%	
20. Milka Yemane	58	0,9%	
21. Saskia van der Elst	54	0,8%	
22. Colin Kok	46	0,7%	

Ronde 16

2. Niels van den Berge	3315	49,1%	
3. Nevin Özütok	571	8,5%	
4. Laura Vissenberg	377	5,6%	
5. Danielle Hirsch	350	5,2%	
6. Andrew Harijgens	348	5,2%	
7. Simion Blom	298	4,4%	
8. Jeroen Postma	214	3,2%	
9. Tom van den Nieuwenhuijzen	212	3,1%	
10. Stephanie Bennett	168	2,5%	
11. Hagar Roijackers	149	2,2%	
12. Pepijn Zwanenberg	106	1,6%	
13. Melody Deldjou Fard	99	1,5%	
14. Romano Boshove	90	1,3%	
15. Noortje Thijssen	82	1,2%	
16. Raja Alouani	74	1,1%	
17. Dorrit de Jong	65	1%	
18. Martine Doppen	63	0,9%	
19. Mark Brakel	61	0,9%	
20. Milka Yemane	59	0,9%	
21. Saskia van der Elst	56	0,8%	

Ronde 17

2. Niels van den Berge	3334	49,4%	
------------------------	------	-------	--








3. Nevin Özütok	573	8,5%	
4. Laura Vissenberg	382	5,7%	
5. Andrew Harijgens	353	5,2%	
6. Danielle Hirsch	351	5,2%	
7. Simion Blom	298	4,4%	
8. Jeroen Postma	214	3,2%	
9. Tom van den Nieuwenhuijzen	213	3,2%	
10. Stephanie Bennett	169	2,5%	
11. Hagar Roijackers	149	2,2%	
12. Pepijn Zwanenberg	107	1,6%	
13. Melody Deldjou Fard	102	1,5%	
14. Romano Boshove	94	1,4%	
15. Noortje Thijssen	83	1,2%	
16. Raja Alouani	74	1,1%	
17. Dorrit de Jong	66	1%	
18. Martine Doppen	64	0,9%	
19. Mark Brakel	61	0,9%	
20. Milka Yemane	60	0,9%	

Ronde 18

















2. Niels van den Berge	3345	49,6%	
3. Nevin Özütok	580	8,6%	
4. Laura Vissenberg	385	5,7%	
5. Andrew Harijgens	356	5,3%	
6. Danielle Hirsch	354	5,3%	
7. Simion Blom	303	4,5%	
8. Jeroen Postma	214	3,2%	
9. Tom van den Nieuwenhuijzen	213	3,2%	
10. Stephanie Bennett	173	2,6%	
11. Hagar Roijackers	149	2,2%	
12. Pepijn Zwanenberg	108	1,6%	
13. Melody Deldjou Fard	107	1,6%	
14. Romano Boshove	96	1,4%	
15. Noortje Thijssen	86	1,3%	
16. Raja Alouani	78	1,2%	
17. Dorrit de Jong	66	1%	
18. Martine Doppen	66	1%	
19. Mark Brakel	63	0,9%	

Ronde 19

2. Niels van den Berge	3358	49,9%	
3. Nevin Özütok	587	8,7%	
4. Laura Vissenberg	391	5,8%	
5. Andrew Harijgens	361	5,4%	
6. Danielle Hirsch	361	5,4%	
7. Simion Blom	306	4,5%	
8. Jeroen Postma	216	3,2%	
9. Tom van den Nieuwenhuijzen	215	3,2%	
10. Stephanie Bennett	174	2,6%	
11. Hagar Roijackers	149	2,2%	

12. Pepijn Zwanenberg	108	1,6%	
13. Melody Deldjou Fard	107	1,6%	
14. Romano Boshove	98	1,5%	
15. Noortje Thijssen	89	1,3%	
16. Raja Alouani	79	1,2%	
17. Dorrit de Jong	67	1%	
18. Martine Doppen	67	1%	

Ronde 20




















2. Niels van den Berge	3369	50,1%	
3. Nevin Özütok	589	8,8%	
4. Laura Vissenberg	394	5,9%	
5. Danielle Hirsch	370	5,5%	
6. Andrew Harijgens	361	5,4%	
7. Simion Blom	312	4,6%	
8. Jeroen Postma	218	3,2%	
9. Tom van den Nieuwenhuijzen	217	3,2%	
10. Stephanie Bennett	178	2,6%	
11. Hagar Roijackers	152	2,3%	
12. Pepijn Zwanenberg	110	1,6%	
13. Melody Deldjou Fard	109	1,6%	
14. Romano Boshove	103	1,5%	
15. Noortje Thijssen	92	1,4%	
16. Raja Alouani	80	1,2%	
17. Dorrit de Jong	68	1%	

Winnaar

Niels van den Berge	3369	50,1%	
---------------------	------	-------	--

Plaats 13

Ronde 1

2. Andrew Harijgens	3109	45,7%	
3. Nevin Özütok	624	9,2%	
4. Laura Vissenberg	478	7%	
5. Danielle Hirsch	376	5,5%	
6. Simion Blom	295	4,3%	
7. Tom van den Nieuwenhuijzen	241	3,5%	
8. Jeroen Postma	235	3,5%	
9. Stephanie Bennett	175	2,6%	
10. Hagar Roijackers	165	2,4%	
11. Pepijn Zwanenberg	110	1,6%	
12. Noortje Thijssen	94	1,4%	
13. Melody Deldjou Fard	85	1,2%	
14. Romano Boshove	82	1,2%	
15. Raja Alouani	73	1,1%	
16. Dorrit de Jong	68	1%	
17. Mark Brakel	62	0,9%	
18. Martine Doppen	59	0,9%	
19. Milka Yemane	48	0,7%	
20. Colin Kok	43	0,6%	

21. Saskia van der Elst	41	0,6%	
22. Raki Ap	40	0,6%	
23. Imran Hyder	37	0,5%	
24. Mohamed Amessas	36	0,5%	
25. Geen der kandidaten	36	0,5%	
26. Tara Scally	33	0,5%	
27. Samir Toub	32	0,5%	
28. Brigitta Scheepsma	32	0,5%	
29. Jaswina Elahi	28	0,4%	
30. Nadia Ait Hammou	27	0,4%	
31. Ali Daliry	11	0,2%	
32. Sascha Steinfeldt	8	0,1%	
33. Kees Mulder	7	0,1%	
34. Luty van den Berg	7	0,1%	
35. Debora Fernald	5	0,1%	

Ronde 2

2. Andrew Harijgens	3110	45,7%	
3. Nevin Özütok	624	9,2%	
4. Laura Vissenberg	478	7%	
5. Danielle Hirsch	376	5,5%	
6. Simion Blom	295	4,3%	
7. Tom van den Nieuwenhuijzen	241	3,5%	
8. Jeroen Postma	235	3,5%	
9. Stephanie Bennett	175	2,6%	
10. Hagar Roijackers	166	2,4%	
11. Pepijn Zwanenberg	110	1,6%	
12. Noortje Thijssen	94	1,4%	
13. Melody Deldjou Fard	86	1,3%	
14. Romano Boshove	82	1,2%	
15. Raja Alouani	73	1,1%	
16. Dorrit de Jong	68	1%	
17. Mark Brakel	62	0,9%	
18. Martine Doppen	59	0,9%	
19. Milka Yemane	48	0,7%	
20. Colin Kok	43	0,6%	
21. Saskia van der Elst	42	0,6%	
22. Raki Ap	41	0,6%	
23. Imran Hyder	37	0,5%	
24. Geen der kandidaten	36	0,5%	
25. Mohamed Amessas	36	0,5%	
26. Tara Scally	33	0,5%	
27. Brigitta Scheepsma	32	0,5%	
28. Samir Toub	32	0,5%	
29. Jaswina Elahi	28	0,4%	
30. Nadia Ait Hammou	27	0,4%	
31. Ali Daliry	11	0,2%	
32. Sascha Steinfeldt	8	0,1%	
33. Luty van den Berg	7	0,1%	

34. Kees Mulder	7	0,1%	
-----------------	---	------	--

Ronde 3

2. Andrew Harijgens	3113	45,8%	
3. Nevin Özütok	624	9,2%	
4. Laura Vissenberg	479	7%	
5. Danielle Hirsch	376	5,5%	
6. Simion Blom	295	4,3%	
7. Tom van den Nieuwenhuijzen	241	3,5%	
8. Jeroen Postma	235	3,5%	
9. Stephanie Bennett	176	2,6%	
10. Hagar Roijackers	166	2,4%	
11. Pepijn Zwanenberg	111	1,6%	
12. Noortje Thijssen	94	1,4%	
13. Melody Deldjou Fard	86	1,3%	
14. Romano Boshove	82	1,2%	
15. Raja Alouani	73	1,1%	
16. Dorrit de Jong	68	1%	
17. Mark Brakel	62	0,9%	
18. Martine Doppen	59	0,9%	
19. Milka Yemane	48	0,7%	
20. Colin Kok	43	0,6%	
21. Saskia van der Elst	42	0,6%	
22. Raki Ap	41	0,6%	
23. Imran Hyder	37	0,5%	
24. Mohamed Amessas	36	0,5%	
25. Geen der kandidaten	36	0,5%	
26. Tara Scally	33	0,5%	
27. Brigitta Scheepsma	32	0,5%	
28. Samir Toub	32	0,5%	
29. Jaswina Elahi	28	0,4%	
30. Nadia Ait Hammou	28	0,4%	
31. Ali Daliry	11	0,2%	
32. Sascha Steinfeldt	8	0,1%	
33. Lutty van den Berg	7	0,1%	


Ronde 4

2. Andrew Harijgens	3114	45,8%	
3. Nevin Özütok	625	9,2%	
4. Laura Vissenberg	479	7%	
5. Danielle Hirsch	376	5,5%	
6. Simion Blom	296	4,4%	
7. Tom van den Nieuwenhuijzen	241	3,5%	
8. Jeroen Postma	235	3,5%	
9. Stephanie Bennett	177	2,6%	
10. Hagar Roijackers	166	2,4%	
11. Pepijn Zwanenberg	111	1,6%	
12. Noortje Thijssen	94	1,4%	
13. Melody Deldjou Fard	86	1,3%	
14. Romano Boshove	82	1,2%	






























15. Raja Alouani	73	1,1%	
16. Dorrit de Jong	68	1%	
17. Mark Brakel	62	0,9%	
18. Martine Doppen	59	0,9%	
19. Milka Yemane	48	0,7%	
20. Colin Kok	43	0,6%	
21. Raki Ap	42	0,6%	
22. Saskia van der Elst	42	0,6%	
23. Imran Hyder	37	0,5%	
24. Geen der kandidaten	36	0,5%	
25. Mohamed Amessas	36	0,5%	
26. Tara Scally	33	0,5%	
27. Samir Toub	32	0,5%	
28. Brigitta Scheepsma	32	0,5%	
29. Nadia Ait Hammou	28	0,4%	
30. Jaswina Elahi	28	0,4%	
31. Ali Daliry	11	0,2%	
32. Sascha Steinfeldt	9	0,1%	

Ronde 5

















2. Andrew Harijgens	3116	45,8%	
3. Nevin Özütok	626	9,2%	
4. Laura Vissenberg	479	7%	
5. Danielle Hirsch	376	5,5%	
6. Simion Blom	297	4,4%	
7. Tom van den Nieuwenhuijzen	241	3,5%	
8. Jeroen Postma	235	3,5%	
9. Stephanie Bennett	179	2,6%	
10. Hagar Roijackers	166	2,4%	
11. Pepijn Zwanenberg	111	1,6%	
12. Noortje Thijssen	94	1,4%	
13. Melody Deldjou Fard	86	1,3%	
14. Romano Boshove	82	1,2%	
15. Raja Alouani	73	1,1%	
16. Dorrit de Jong	68	1%	
17. Mark Brakel	62	0,9%	
18. Martine Doppen	59	0,9%	
19. Milka Yemane	48	0,7%	
20. Colin Kok	43	0,6%	
21. Saskia van der Elst	42	0,6%	
22. Raki Ap	42	0,6%	
23. Imran Hyder	37	0,5%	
24. Mohamed Amessas	36	0,5%	
25. Geen der kandidaten	36	0,5%	
26. Tara Scally	34	0,5%	
27. Brigitta Scheepsma	33	0,5%	
28. Samir Toub	32	0,5%	
29. Jaswina Elahi	28	0,4%	
30. Nadia Ait Hammou	28	0,4%	

31. Ali Daliry	11	0,2%	
----------------	----	------	--

Ronde 6

2. Andrew Harijgens	3118	45,9%	
3. Nevin Özütok	626	9,2%	
4. Laura Vissenberg	479	7%	
5. Danielle Hirsch	376	5,5%	
6. Simion Blom	297	4,4%	
7. Tom van den Nieuwenhuijzen	241	3,5%	
8. Jeroen Postma	235	3,5%	
9. Stephanie Bennett	179	2,6%	
10. Hagar Roijackers	166	2,4%	
11. Pepijn Zwanenberg	111	1,6%	
12. Noortje Thijssen	94	1,4%	
13. Melody Deldjou Fard	86	1,3%	
14. Romano Boshove	82	1,2%	
15. Raja Alouani	73	1,1%	
16. Dorrit de Jong	68	1%	
17. Mark Brakel	62	0,9%	
18. Martine Doppen	59	0,9%	
19. Milka Yemane	48	0,7%	
20. Colin Kok	44	0,6%	
21. Saskia van der Elst	44	0,6%	
22. Raki Ap	42	0,6%	
23. Imran Hyder	37	0,5%	
24. Mohamed Amessas	37	0,5%	
25. Geen der kandidaten	36	0,5%	
26. Tara Scally	34	0,5%	
27. Brigitta Scheepsma	33	0,5%	
28. Samir Toub	32	0,5%	
29. Nadia Ait Hammou	28	0,4%	
30. Jaswina Elahi	28	0,4%	

Ronde 7

2. Andrew Harijgens	3125	46%	
3. Nevin Özütok	630	9,3%	
4. Laura Vissenberg	479	7,1%	
5. Danielle Hirsch	376	5,5%	
6. Simion Blom	297	4,4%	
7. Tom van den Nieuwenhuijzen	241	3,5%	
8. Jeroen Postma	236	3,5%	
9. Stephanie Bennett	179	2,6%	
10. Hagar Roijackers	166	2,4%	
11. Pepijn Zwanenberg	111	1,6%	
12. Noortje Thijssen	94	1,4%	
13. Melody Deldjou Fard	87	1,3%	
14. Romano Boshove	82	1,2%	
15. Raja Alouani	73	1,1%	
16. Dorrit de Jong	68	1%	
17. Mark Brakel	62	0,9%	

18. Martine Doppen	59	0,9%	
19. Milka Yemane	50	0,7%	
20. Saskia van der Elst	46	0,7%	
21. Colin Kok	44	0,6%	
22. Raki Ap	44	0,6%	
23. Mohamed Amessas	39	0,6%	
24. Tara Scally	38	0,6%	
25. Imran Hyder	37	0,5%	
26. Geen der kandidaten	36	0,5%	
27. Brigitta Scheepsma	33	0,5%	
28. Samir Toub	32	0,5%	
29. Nadia Ait Hammou	29	0,4%	

Ronde 8

2. Andrew Harijgens	3131	46,1%	
3. Nevin Özütok	633	9,3%	
4. Laura Vissenberg	482	7,1%	
5. Danielle Hirsch	376	5,5%	
6. Simion Blom	299	4,4%	
7. Tom van den Nieuwenhuijzen	241	3,5%	
8. Jeroen Postma	236	3,5%	
9. Stephanie Bennett	179	2,6%	
10. Hagar Roijackers	166	2,4%	
11. Pepijn Zwanenberg	111	1,6%	
12. Noortje Thijssen	94	1,4%	
13. Melody Deldjou Fard	89	1,3%	
14. Romano Boshove	82	1,2%	
15. Raja Alouani	74	1,1%	
16. Dorrit de Jong	68	1%	
17. Mark Brakel	62	0,9%	
18. Martine Doppen	60	0,9%	
19. Milka Yemane	50	0,7%	
20. Raki Ap	48	0,7%	
21. Saskia van der Elst	47	0,7%	
22. Colin Kok	44	0,6%	
23. Mohamed Amessas	41	0,6%	
24. Tara Scally	38	0,6%	
25. Imran Hyder	37	0,5%	
26. Geen der kandidaten	36	0,5%	
27. Brigitta Scheepsma	33	0,5%	
28. Samir Toub	32	0,5%	

Ronde 9

2. Andrew Harijgens	3135	46,2%	
3. Nevin Özütok	633	9,3%	
4. Laura Vissenberg	482	7,1%	
5. Danielle Hirsch	378	5,6%	
6. Simion Blom	303	4,5%	
7. Tom van den Nieuwenhuijzen	246	3,6%	
8. Jeroen Postma	240	3,5%	

9. Stephanie Bennett	181	2,7%	
10. Hagar Roijackers	169	2,5%	
11. Pepijn Zwanenberg	111	1,6%	
12. Noortje Thijssen	94	1,4%	
13. Melody Deldjou Fard	90	1,3%	
14. Romano Boshove	82	1,2%	
15. Raja Alouani	75	1,1%	
16. Dorrit de Jong	68	1%	
17. Mark Brakel	62	0,9%	
18. Martine Doppen	61	0,9%	
19. Milka Yemane	50	0,7%	
20. Raki Ap	48	0,7%	
21. Saskia van der Elst	47	0,7%	
22. Colin Kok	44	0,6%	
23. Mohamed Amessas	41	0,6%	
24. Imran Hyder	38	0,6%	
25. Tara Scally	38	0,6%	
26. Geen der kandidaten	36	0,5%	
27. Brigitta Scheepsma	33	0,5%	

Ronde 10

2. Andrew Harijgens	3140	46,3%	
3. Nevin Özütok	635	9,4%	
4. Laura Vissenberg	484	7,1%	
5. Danielle Hirsch	378	5,6%	
6. Simion Blom	303	4,5%	
7. Tom van den Nieuwenhuijzen	246	3,6%	
8. Jeroen Postma	241	3,6%	
9. Stephanie Bennett	187	2,8%	
10. Hagar Roijackers	169	2,5%	
11. Pepijn Zwanenberg	111	1,6%	
12. Noortje Thijssen	95	1,4%	
13. Melody Deldjou Fard	90	1,3%	
14. Romano Boshove	82	1,2%	
15. Raja Alouani	75	1,1%	
16. Dorrit de Jong	68	1%	
17. Mark Brakel	62	0,9%	
18. Martine Doppen	61	0,9%	
19. Saskia van der Elst	57	0,8%	
20. Milka Yemane	50	0,7%	
21. Raki Ap	48	0,7%	
22. Colin Kok	44	0,6%	
23. Mohamed Amessas	41	0,6%	
24. Imran Hyder	39	0,6%	
25. Tara Scally	38	0,6%	
26. Geen der kandidaten	36	0,5%	

Ronde 11

2. Andrew Harijgens	3140	46,6%	
3. Nevin Özütok	635	9,4%	






















4. Laura Vissenberg	484	7,2%	
5. Danielle Hirsch	378	5,6%	
6. Simion Blom	303	4,5%	
7. Tom van den Nieuwenhuijzen	246	3,6%	
8. Jeroen Postma	241	3,6%	
9. Stephanie Bennett	187	2,8%	
10. Hagar Roijackers	169	2,5%	
11. Pepijn Zwanenberg	111	1,6%	
12. Noortje Thijssen	95	1,4%	
13. Melody Deldjou Fard	90	1,3%	
14. Romano Boshove	82	1,2%	
15. Raja Alouani	75	1,1%	
16. Dorrit de Jong	68	1%	
17. Mark Brakel	62	0,9%	
18. Martine Doppen	61	0,9%	
19. Saskia van der Elst	57	0,8%	
20. Milka Yemane	50	0,7%	
21. Raki Ap	48	0,7%	
22. Colin Kok	44	0,7%	
23. Mohamed Amessas	41	0,6%	
24. Imran Hyder	39	0,6%	
25. Tara Scally	38	0,6%	

Ronde 12






















2. Andrew Harijgens	3148	46,7%	
3. Nevin Özütok	635	9,4%	
4. Laura Vissenberg	486	7,2%	
5. Danielle Hirsch	379	5,6%	
6. Simion Blom	304	4,5%	
7. Tom van den Nieuwenhuijzen	246	3,7%	
8. Jeroen Postma	242	3,6%	
9. Stephanie Bennett	187	2,8%	
10. Hagar Roijackers	169	2,5%	
11. Pepijn Zwanenberg	114	1,7%	
12. Noortje Thijssen	96	1,4%	
13. Melody Deldjou Fard	95	1,4%	
14. Romano Boshove	82	1,2%	
15. Raja Alouani	77	1,1%	
16. Dorrit de Jong	68	1%	
17. Mark Brakel	64	0,9%	
18. Martine Doppen	62	0,9%	
19. Saskia van der Elst	57	0,8%	
20. Milka Yemane	55	0,8%	
21. Raki Ap	48	0,7%	
22. Colin Kok	44	0,7%	
23. Mohamed Amessas	41	0,6%	
24. Imran Hyder	40	0,6%	

Ronde 13





2. Andrew Harijgens	3161	46,9%	
---------------------	------	-------	--

3. Nevin Özütok	640	9,5%	
4. Laura Vissenberg	487	7,2%	
5. Danielle Hirsch	380	5,6%	
6. Simion Blom	305	4,5%	
7. Tom van den Nieuwenhuijzen	246	3,7%	
8. Jeroen Postma	242	3,6%	
9. Stephanie Bennett	187	2,8%	
10. Hagar Roijackers	170	2,5%	
11. Pepijn Zwanenberg	115	1,7%	
12. Noortje Thijssen	98	1,5%	
13. Melody Deldjou Fard	97	1,4%	
14. Romano Boshove	82	1,2%	
15. Raja Alouani	77	1,1%	
16. Dorrit de Jong	70	1%	
17. Mark Brakel	65	1%	
18. Martine Doppen	63	0,9%	
19. Milka Yemane	58	0,9%	
20. Saskia van der Elst	57	0,8%	
21. Raki Ap	48	0,7%	
22. Colin Kok	44	0,7%	
23. Mohamed Amessas	42	0,6%	

Ronde 14

2. Andrew Harijgens	3169	47,1%	
3. Nevin Özütok	647	9,6%	
4. Laura Vissenberg	488	7,3%	
5. Danielle Hirsch	380	5,6%	
6. Simion Blom	306	4,5%	
7. Tom van den Nieuwenhuijzen	248	3,7%	
8. Jeroen Postma	243	3,6%	
9. Stephanie Bennett	187	2,8%	
10. Hagar Roijackers	172	2,6%	
11. Pepijn Zwanenberg	116	1,7%	
12. Melody Deldjou Fard	101	1,5%	
13. Noortje Thijssen	98	1,5%	
14. Romano Boshove	83	1,2%	
15. Raja Alouani	79	1,2%	
16. Dorrit de Jong	71	1,1%	
17. Mark Brakel	65	1%	
18. Martine Doppen	64	1%	
19. Milka Yemane	59	0,9%	
20. Saskia van der Elst	57	0,8%	
21. Colin Kok	49	0,7%	
22. Raki Ap	48	0,7%	

Ronde 15

2. Andrew Harijgens	3180	47,3%	
3. Nevin Özütok	649	9,7%	
4. Laura Vissenberg	490	7,3%	
5. Danielle Hirsch	381	5,7%	

6. Simion Blom	312	4,6%	
7. Tom van den Nieuwenhuijzen	250	3,7%	
8. Jeroen Postma	244	3,6%	
9. Stephanie Bennett	188	2,8%	
10. Hagar Roijackers	172	2,6%	
11. Pepijn Zwanenberg	117	1,7%	
12. Melody Deldjou Fard	102	1,5%	
13. Noortje Thijssen	98	1,5%	
14. Romano Boshove	86	1,3%	
15. Raja Alouani	79	1,2%	
16. Dorrit de Jong	71	1,1%	
17. Mark Brakel	65	1%	
18. Martine Doppen	64	1%	
19. Saskia van der Elst	60	0,9%	
20. Milka Yemane	59	0,9%	
21. Colin Kok	50	0,7%	

Ronde 16

2. Andrew Harijgens	3190	47,5%	
3. Nevin Özütok	651	9,7%	
4. Laura Vissenberg	495	7,4%	
5. Danielle Hirsch	382	5,7%	
6. Simion Blom	312	4,6%	
7. Tom van den Nieuwenhuijzen	251	3,7%	
8. Jeroen Postma	246	3,7%	
9. Stephanie Bennett	192	2,9%	
10. Hagar Roijackers	174	2,6%	
11. Pepijn Zwanenberg	118	1,8%	
12. Melody Deldjou Fard	106	1,6%	
13. Noortje Thijssen	98	1,5%	
14. Romano Boshove	95	1,4%	
15. Raja Alouani	80	1,2%	
16. Dorrit de Jong	71	1,1%	
17. Mark Brakel	67	1%	
18. Martine Doppen	65	1%	
19. Saskia van der Elst	62	0,9%	
20. Milka Yemane	60	0,9%	

Ronde 17

2. Andrew Harijgens	3201	47,7%	
3. Nevin Özütok	659	9,8%	
4. Laura Vissenberg	498	7,4%	
5. Danielle Hirsch	386	5,8%	
6. Simion Blom	317	4,7%	
7. Tom van den Nieuwenhuijzen	251	3,7%	
8. Jeroen Postma	246	3,7%	
9. Stephanie Bennett	196	2,9%	
10. Hagar Roijackers	174	2,6%	
11. Pepijn Zwanenberg	119	1,8%	
12. Melody Deldjou Fard	111	1,7%	

13. Noortje Thijssen	101	1,5%	
14. Romano Boshove	96	1,4%	
15. Raja Alouani	84	1,3%	
16. Dorrit de Jong	71	1,1%	
17. Mark Brakel	70	1%	
18. Martine Doppen	67	1%	
19. Saskia van der Elst	62	0,9%	

Ronde 18

2. Andrew Harijgens	3222	48,1%	
3. Nevin Özütok	664	9,9%	
4. Laura Vissenberg	506	7,6%	
5. Danielle Hirsch	387	5,8%	
6. Simion Blom	317	4,7%	
7. Tom van den Nieuwenhuijzen	252	3,8%	
8. Jeroen Postma	246	3,7%	
9. Stephanie Bennett	197	2,9%	
10. Hagar Roijackers	174	2,6%	
11. Pepijn Zwanenberg	120	1,8%	
12. Melody Deldjou Fard	116	1,7%	
13. Noortje Thijssen	102	1,5%	
14. Romano Boshove	101	1,5%	
15. Raja Alouani	84	1,3%	
16. Dorrit de Jong	72	1,1%	
17. Mark Brakel	70	1%	
18. Martine Doppen	68	1%	

Ronde 19

2. Andrew Harijgens	3230	48,3%	
3. Nevin Özütok	666	10%	
4. Laura Vissenberg	509	7,6%	
5. Danielle Hirsch	396	5,9%	
6. Simion Blom	323	4,8%	
7. Tom van den Nieuwenhuijzen	254	3,8%	
8. Jeroen Postma	248	3,7%	
9. Stephanie Bennett	201	3%	
10. Hagar Roijackers	177	2,6%	
11. Pepijn Zwanenberg	122	1,8%	
12. Melody Deldjou Fard	118	1,8%	
13. Noortje Thijssen	106	1,6%	
14. Romano Boshove	106	1,6%	
15. Raja Alouani	85	1,3%	
16. Dorrit de Jong	73	1,1%	
17. Mark Brakel	70	1%	

Ronde 20

2. Andrew Harijgens	3247	48,6%	
3. Nevin Özütok	675	10,1%	
4. Laura Vissenberg	517	7,7%	
5. Danielle Hirsch	404	6,1%	

6. Simion Blom	326	4,9%	
7. Tom van den Nieuwenhuijzen	257	3,9%	
8. Jeroen Postma	250	3,7%	
9. Stephanie Bennett	203	3%	
10. Hagar Roijackers	177	2,7%	
11. Pepijn Zwanenberg	122	1,8%	
12. Melody Deldjou Fard	118	1,8%	
13. Noortje Thijssen	110	1,6%	
14. Romano Boshove	108	1,6%	
15. Raja Alouani	87	1,3%	
16. Dorrit de Jong	74	1,1%	

Ronde 21







2. Andrew Harijgens	3261	48,9%	
3. Nevin Özütok	678	10,2%	
4. Laura Vissenberg	529	7,9%	
5. Danielle Hirsch	410	6,1%	
6. Simion Blom	341	5,1%	
7. Tom van den Nieuwenhuijzen	260	3,9%	
8. Jeroen Postma	254	3,8%	
9. Stephanie Bennett	203	3%	
10. Hagar Roijackers	178	2,7%	
11. Pepijn Zwanenberg	123	1,8%	
12. Melody Deldjou Fard	122	1,8%	
13. Noortje Thijssen	111	1,7%	
14. Romano Boshove	110	1,6%	
15. Raja Alouani	88	1,3%	

Ronde 22












2. Andrew Harijgens	3283	49,3%	
3. Nevin Özütok	693	10,4%	
4. Laura Vissenberg	534	8%	
5. Danielle Hirsch	415	6,2%	
6. Simion Blom	346	5,2%	
7. Tom van den Nieuwenhuijzen	263	4%	
8. Jeroen Postma	257	3,9%	
9. Stephanie Bennett	207	3,1%	
10. Hagar Roijackers	180	2,7%	
11. Melody Deldjou Fard	127	1,9%	
12. Pepijn Zwanenberg	125	1,9%	
13. Noortje Thijssen	112	1,7%	
14. Romano Boshove	111	1,7%	

Ronde 23

2. Andrew Harijgens	3305	49,8%	
3. Nevin Özütok	700	10,5%	
4. Laura Vissenberg	539	8,1%	
5. Danielle Hirsch	418	6,3%	
6. Simion Blom	375	5,6%	
7. Tom van den Nieuwenhuijzen	272	4,1%	

8. Jeroen Postma	258	3,9%	
9. Stephanie Bennett	215	3,2%	
10. Hagar Roijackers	186	2,8%	
11. Melody Deldjou Fard	131	2%	
12. Pepijn Zwanenberg	129	1,9%	
13. Noortje Thijssen	112	1,7%	

Ronde 24


























2. Andrew Harijgens	3327	50,2%	
3. Nevin Özütok	704	10,6%	
4. Laura Vissenberg	562	8,5%	
5. Danielle Hirsch	424	6,4%	
6. Simion Blom	379	5,7%	
7. Tom van den Nieuwenhuijzen	278	4,2%	
8. Jeroen Postma	274	4,1%	
9. Stephanie Bennett	220	3,3%	
10. Hagar Roijackers	191	2,9%	
11. Melody Deldjou Fard	134	2%	
12. Pepijn Zwanenberg	132	2%	

Winnaar

Andrew Harijgens	3327	50,2%	
------------------	------	-------	--

Plaats 14

Ronde 1

2. Laura Vissenberg	3270	48,2%	
3. Nevin Özütok	679	10%	
4. Danielle Hirsch	432	6,4%	
5. Simion Blom	322	4,7%	
6. Jeroen Postma	257	3,8%	
7. Tom van den Nieuwenhuijzen	243	3,6%	
8. Stephanie Bennett	195	2,9%	
9. Hagar Roijackers	176	2,6%	
10. Pepijn Zwanenberg	111	1,6%	
11. Noortje Thijssen	100	1,5%	
12. Serpil Ates	95	1,4%	
13. Melody Deldjou Fard	84	1,2%	
14. Romano Boshove	82	1,2%	
15. Raja Alouani	76	1,1%	
16. Dorrit de Jong	71	1%	
17. Mark Brakel	64	0,9%	
18. Martine Doppen	57	0,8%	
19. Milka Yemane	52	0,8%	
20. Colin Kok	44	0,6%	
21. Saskia van der Elst	41	0,6%	
22. Geen der kandidaten	36	0,5%	
23. Mohamed Amessas	36	0,5%	
24. Imran Hyder	36	0,5%	
25. Samir Toub	33	0,5%	
26. Tara Scally	32	0,5%	
















27. Raki Ap	32	0,5%	
28. Brigitta Scheepsma	30	0,4%	
29. Jaswina Elahi	27	0,4%	
30. Nadia Ait Hammou	26	0,4%	
31. Sjo Smeets	14	0,2%	
32. Ali Daliry	10	0,1%	
33. Sascha Steinfeldt	8	0,1%	
34. Kees Mulder	7	0,1%	
35. Luty van den Berg	7	0,1%	
36. Debora Fernald	5	0,1%	

Ronde 2

















2. Laura Vissenberg	3270	48,2%	
3. Nevin Özütok	679	10%	
4. Danielle Hirsch	432	6,4%	
5. Simion Blom	322	4,7%	
6. Jeroen Postma	257	3,8%	
7. Tom van den Nieuwenhuijzen	243	3,6%	
8. Stephanie Bennett	195	2,9%	
9. Hagar Roijackers	177	2,6%	
10. Pepijn Zwanenberg	111	1,6%	
11. Noortje Thijssen	100	1,5%	
12. Serpil Ates	95	1,4%	
13. Melody Deldjou Fard	85	1,3%	
14. Romano Boshove	82	1,2%	
15. Raja Alouani	76	1,1%	
16. Dorrit de Jong	71	1%	
17. Mark Brakel	64	0,9%	
18. Martine Doppen	57	0,8%	
19. Milka Yemane	52	0,8%	
20. Colin Kok	44	0,6%	
21. Saskia van der Elst	42	0,6%	
22. Geen der kandidaten	36	0,5%	
23. Imran Hyder	36	0,5%	
24. Mohamed Amessas	36	0,5%	
25. Samir Toub	33	0,5%	
26. Raki Ap	33	0,5%	
27. Tara Scally	32	0,5%	
28. Brigitta Scheepsma	30	0,4%	
29. Jaswina Elahi	28	0,4%	
30. Nadia Ait Hammou	26	0,4%	
31. Sjo Smeets	14	0,2%	
32. Ali Daliry	10	0,1%	
33. Sascha Steinfeldt	8	0,1%	
34. Luty van den Berg	7	0,1%	
35. Kees Mulder	7	0,1%	

Ronde 3

2. Laura Vissenberg	3273	48,2%	
3. Nevin Özütok	679	10%	

4. Danielle Hirsch	432	6,4%	
5. Simion Blom	322	4,7%	
6. Jeroen Postma	257	3,8%	
7. Tom van den Nieuwenhuijzen	243	3,6%	
8. Stephanie Bennett	196	2,9%	
9. Hagar Roijackers	177	2,6%	
10. Pepijn Zwanenberg	112	1,6%	
11. Noortje Thijssen	101	1,5%	
12. Serpil Ates	95	1,4%	
13. Melody Deldjou Fard	85	1,3%	
14. Romano Boshove	82	1,2%	
15. Raja Alouani	76	1,1%	
16. Dorrit de Jong	71	1%	
17. Mark Brakel	64	0,9%	
18. Martine Doppen	57	0,8%	
19. Milka Yemane	52	0,8%	
20. Colin Kok	44	0,6%	
21. Saskia van der Elst	42	0,6%	
22. Mohamed Amessas	36	0,5%	
23. Geen der kandidaten	36	0,5%	
24. Imran Hyder	36	0,5%	
25. Raki Ap	33	0,5%	
26. Samir Toub	33	0,5%	
27. Tara Scally	32	0,5%	
28. Brigitta Scheepsma	30	0,4%	
29. Jaswina Elahi	28	0,4%	
30. Nadia Ait Hammou	27	0,4%	
31. Sjo Smeets	14	0,2%	
32. Ali Daliry	10	0,1%	
33. Sascha Steinfeldt	8	0,1%	
34. Luty van den Berg	7	0,1%	

Ronde 4

2. Laura Vissenberg	3274	48,2%	
3. Nevin Özütok	680	10%	
4. Danielle Hirsch	432	6,4%	
5. Simion Blom	323	4,8%	
6. Jeroen Postma	257	3,8%	
7. Tom van den Nieuwenhuijzen	243	3,6%	
8. Stephanie Bennett	197	2,9%	
9. Hagar Roijackers	177	2,6%	
10. Pepijn Zwanenberg	112	1,6%	
11. Noortje Thijssen	101	1,5%	
12. Serpil Ates	95	1,4%	
13. Melody Deldjou Fard	85	1,3%	
14. Romano Boshove	82	1,2%	
15. Raja Alouani	76	1,1%	
16. Dorrit de Jong	71	1%	
17. Mark Brakel	64	0,9%	

18. Martine Doppen	57	0,8%	
19. Milka Yemane	52	0,8%	
20. Colin Kok	44	0,6%	
21. Saskia van der Elst	42	0,6%	
22. Imran Hyder	36	0,5%	
23. Geen der kandidaten	36	0,5%	
24. Mohamed Amessas	36	0,5%	
25. Raki Ap	34	0,5%	
26. Samir Toub	33	0,5%	
27. Tara Scally	32	0,5%	
28. Brigitta Scheepsma	30	0,4%	
29. Jaswina Elahi	28	0,4%	
30. Nadia Ait Hammou	27	0,4%	
31. Sjo Smeets	14	0,2%	
32. Ali Daliry	10	0,1%	
33. Sascha Steinfeldt	8	0,1%	

Ronde 5

2. Laura Vissenberg	3276	48,3%	
3. Nevin Özütok	681	10%	
4. Danielle Hirsch	432	6,4%	
5. Simion Blom	323	4,8%	
6. Jeroen Postma	257	3,8%	
7. Tom van den Nieuwenhuijzen	243	3,6%	
8. Stephanie Bennett	198	2,9%	
9. Hagar Roijackers	177	2,6%	
10. Pepijn Zwanenberg	112	1,7%	
11. Noortje Thijssen	101	1,5%	
12. Serpil Ates	95	1,4%	
13. Melody Deldjou Fard	85	1,3%	
14. Romano Boshove	82	1,2%	
15. Raja Alouani	76	1,1%	
16. Dorrit de Jong	71	1%	
17. Mark Brakel	64	0,9%	
18. Martine Doppen	57	0,8%	
19. Milka Yemane	52	0,8%	
20. Colin Kok	44	0,6%	
21. Saskia van der Elst	42	0,6%	
22. Imran Hyder	36	0,5%	
23. Mohamed Amessas	36	0,5%	
24. Geen der kandidaten	36	0,5%	
25. Raki Ap	34	0,5%	
26. Samir Toub	33	0,5%	
27. Tara Scally	33	0,5%	
28. Brigitta Scheepsma	30	0,4%	
29. Jaswina Elahi	28	0,4%	
30. Nadia Ait Hammou	27	0,4%	
31. Sjo Smeets	16	0,2%	
32. Ali Daliry	10	0,1%	

Ronde 6			
2. Laura Vissenberg	3279	48,3%	
3. Nevin Özütok	681	10%	
4. Danielle Hirsch	432	6,4%	
5. Simion Blom	323	4,8%	
6. Jeroen Postma	257	3,8%	
7. Tom van den Nieuwenhuijzen	243	3,6%	
8. Stephanie Bennett	198	2,9%	
9. Hagar Roijackers	177	2,6%	
10. Pepijn Zwanenberg	112	1,7%	
11. Noortje Thijssen	101	1,5%	
12. Serpil Ates	95	1,4%	
13. Melody Deldjou Fard	85	1,3%	
14. Romano Boshove	82	1,2%	
15. Raja Alouani	76	1,1%	
16. Dorrit de Jong	71	1%	
17. Mark Brakel	64	0,9%	
18. Martine Doppen	57	0,8%	
19. Milka Yemane	52	0,8%	
20. Colin Kok	44	0,6%	
21. Saskia van der Elst	43	0,6%	
22. Mohamed Amessas	37	0,5%	
23. Imran Hyder	36	0,5%	
24. Geen der kandidaten	36	0,5%	
25. Raki Ap	34	0,5%	
26. Tara Scally	33	0,5%	
27. Samir Toub	33	0,5%	
28. Brigitta Scheepsma	30	0,4%	
29. Jaswina Elahi	28	0,4%	
30. Nadia Ait Hammou	27	0,4%	
31. Sjo Smeets	16	0,2%	

Ronde 7			
2. Laura Vissenberg	3280	48,4%	
3. Nevin Özütok	681	10%	
4. Danielle Hirsch	433	6,4%	
5. Simion Blom	324	4,8%	
6. Jeroen Postma	257	3,8%	
7. Tom van den Nieuwenhuijzen	243	3,6%	
8. Stephanie Bennett	199	2,9%	
9. Hagar Roijackers	178	2,6%	
10. Pepijn Zwanenberg	112	1,7%	
11. Noortje Thijssen	101	1,5%	
12. Serpil Ates	95	1,4%	
13. Melody Deldjou Fard	85	1,3%	
14. Romano Boshove	82	1,2%	
15. Raja Alouani	76	1,1%	
16. Dorrit de Jong	71	1%	
17. Mark Brakel	64	0,9%	

18. Martine Doppen	57	0,8%	
19. Milka Yemane	52	0,8%	
20. Colin Kok	46	0,7%	
21. Saskia van der Elst	44	0,6%	
22. Mohamed Amessas	37	0,5%	
23. Geen der kandidaten	36	0,5%	
24. Imran Hyder	36	0,5%	
25. Raki Ap	34	0,5%	
26. Brigitta Scheepsma	33	0,5%	
27. Tara Scally	33	0,5%	
28. Samir Toub	33	0,5%	
29. Jaswina Elahi	28	0,4%	
30. Nadia Ait Hammou	28	0,4%	

Ronde 8

2. Laura Vissenberg	3288	48,5%	
3. Nevin Özütok	684	10,1%	
4. Danielle Hirsch	433	6,4%	
5. Simion Blom	325	4,8%	
6. Jeroen Postma	257	3,8%	
7. Tom van den Nieuwenhuijzen	243	3,6%	
8. Stephanie Bennett	199	2,9%	
9. Hagar Roijackers	178	2,6%	
10. Pepijn Zwanenberg	112	1,7%	
11. Noortje Thijssen	101	1,5%	
12. Serpil Ates	95	1,4%	
13. Melody Deldjou Fard	87	1,3%	
14. Romano Boshove	82	1,2%	
15. Raja Alouani	77	1,1%	
16. Dorrit de Jong	71	1%	
17. Mark Brakel	64	0,9%	
18. Martine Doppen	58	0,9%	
19. Milka Yemane	52	0,8%	
20. Colin Kok	46	0,7%	
21. Saskia van der Elst	45	0,7%	
22. Mohamed Amessas	39	0,6%	
23. Raki Ap	38	0,6%	
24. Geen der kandidaten	36	0,5%	
25. Imran Hyder	36	0,5%	
26. Tara Scally	34	0,5%	
27. Brigitta Scheepsma	33	0,5%	
28. Samir Toub	33	0,5%	
29. Jaswina Elahi	28	0,4%	

Ronde 9

2. Laura Vissenberg	3296	48,7%	
3. Nevin Özütok	687	10,1%	
4. Danielle Hirsch	433	6,4%	
5. Simion Blom	326	4,8%	
6. Jeroen Postma	258	3,8%	

7. Tom van den Nieuwenhuijzen	243	3,6%	
8. Stephanie Bennett	199	2,9%	
9. Hagar Roijackers	178	2,6%	
10. Pepijn Zwanenberg	112	1,7%	
11. Noortje Thijssen	101	1,5%	
12. Serpil Ates	96	1,4%	
13. Melody Deldjou Fard	89	1,3%	
14. Romano Boshove	82	1,2%	
15. Raja Alouani	77	1,1%	
16. Dorrit de Jong	71	1%	
17. Mark Brakel	64	0,9%	
18. Martine Doppen	58	0,9%	
19. Milka Yemane	54	0,8%	
20. Saskia van der Elst	47	0,7%	
21. Colin Kok	46	0,7%	
22. Mohamed Amessas	41	0,6%	
23. Raki Ap	39	0,6%	
24. Tara Scally	37	0,5%	
25. Imran Hyder	36	0,5%	
26. Geen der kandidaten	36	0,5%	
27. Samir Toub	33	0,5%	
28. Brigitta Scheepsma	33	0,5%	

Ronde 10

2. Laura Vissenberg	3303	48,8%	
3. Nevin Özütok	689	10,2%	
4. Danielle Hirsch	433	6,4%	
5. Simion Blom	326	4,8%	
6. Jeroen Postma	259	3,8%	
7. Tom van den Nieuwenhuijzen	243	3,6%	
8. Stephanie Bennett	205	3%	
9. Hagar Roijackers	178	2,6%	
10. Pepijn Zwanenberg	112	1,7%	
11. Noortje Thijssen	102	1,5%	
12. Serpil Ates	96	1,4%	
13. Melody Deldjou Fard	89	1,3%	
14. Romano Boshove	82	1,2%	
15. Raja Alouani	77	1,1%	
16. Dorrit de Jong	71	1%	
17. Mark Brakel	64	0,9%	
18. Martine Doppen	58	0,9%	
19. Saskia van der Elst	57	0,8%	
20. Milka Yemane	54	0,8%	
21. Colin Kok	46	0,7%	
22. Mohamed Amessas	41	0,6%	
23. Raki Ap	39	0,6%	
24. Imran Hyder	37	0,5%	
25. Tara Scally	37	0,5%	
26. Geen der kandidaten	36	0,5%	

27. Samir Toub	33	0,5%	
Ronde 11			
2. Laura Vissenberg	3305	48,9%	
3. Nevin Özütok	689	10,2%	
4. Danielle Hirsch	435	6,4%	
5. Simion Blom	330	4,9%	
6. Jeroen Postma	264	3,9%	
7. Tom van den Nieuwenhuijzen	248	3,7%	
8. Stephanie Bennett	207	3,1%	
9. Hagar Roijackers	181	2,7%	
10. Pepijn Zwanenberg	112	1,7%	
11. Noortje Thijssen	102	1,5%	
12. Serpil Ates	96	1,4%	
13. Melody Deldjou Fard	90	1,3%	
14. Romano Boshove	82	1,2%	
15. Raja Alouani	78	1,2%	
16. Dorrit de Jong	71	1%	
17. Mark Brakel	64	0,9%	
18. Martine Doppen	59	0,9%	
19. Saskia van der Elst	57	0,8%	
20. Milka Yemane	54	0,8%	
21. Colin Kok	46	0,7%	
22. Mohamed Amessas	41	0,6%	
23. Imran Hyder	39	0,6%	
24. Raki Ap	39	0,6%	
25. Tara Scally	37	0,5%	
26. Geen der kandidaten	36	0,5%	

Ronde 12			
2. Laura Vissenberg	3305	49,1%	
3. Nevin Özütok	689	10,2%	
4. Danielle Hirsch	435	6,5%	
5. Simion Blom	330	4,9%	
6. Jeroen Postma	264	3,9%	
7. Tom van den Nieuwenhuijzen	248	3,7%	
8. Stephanie Bennett	207	3,1%	
9. Hagar Roijackers	181	2,7%	
10. Pepijn Zwanenberg	112	1,7%	
11. Noortje Thijssen	102	1,5%	
12. Serpil Ates	96	1,4%	
13. Melody Deldjou Fard	90	1,3%	
14. Romano Boshove	82	1,2%	
15. Raja Alouani	78	1,2%	
16. Dorrit de Jong	71	1,1%	
17. Mark Brakel	64	1%	
18. Martine Doppen	59	0,9%	
19. Saskia van der Elst	57	0,8%	
20. Milka Yemane	54	0,8%	
21. Colin Kok	46	0,7%	

22. Mohamed Amessas	41	0,6%	
23. Imran Hyder	39	0,6%	
24. Raki Ap	39	0,6%	
25. Tara Scally	37	0,6%	

Ronde 13

2. Laura Vissenberg	3314	49,3%	
3. Nevin Özütok	689	10,2%	
4. Danielle Hirsch	436	6,5%	
5. Simion Blom	331	4,9%	
6. Jeroen Postma	265	3,9%	
7. Tom van den Nieuwenhuijzen	248	3,7%	
8. Stephanie Bennett	207	3,1%	
9. Hagar Roijackers	181	2,7%	
10. Pepijn Zwanenberg	115	1,7%	
11. Noortje Thijssen	103	1,5%	
12. Serpil Ates	97	1,4%	
13. Melody Deldjou Fard	95	1,4%	
14. Romano Boshove	82	1,2%	
15. Raja Alouani	80	1,2%	
16. Dorrit de Jong	71	1,1%	
17. Mark Brakel	66	1%	
18. Martine Doppen	60	0,9%	
19. Milka Yemane	59	0,9%	
20. Saskia van der Elst	57	0,8%	
21. Colin Kok	46	0,7%	
22. Mohamed Amessas	41	0,6%	
23. Imran Hyder	40	0,6%	
24. Raki Ap	39	0,6%	

Ronde 14

2. Laura Vissenberg	3319	49,4%	
3. Nevin Özütok	693	10,3%	
4. Danielle Hirsch	437	6,5%	
5. Simion Blom	334	5%	
6. Jeroen Postma	265	3,9%	
7. Tom van den Nieuwenhuijzen	250	3,7%	
8. Stephanie Bennett	209	3,1%	
9. Hagar Roijackers	181	2,7%	
10. Pepijn Zwanenberg	116	1,7%	
11. Noortje Thijssen	104	1,5%	
12. Serpil Ates	100	1,5%	
13. Melody Deldjou Fard	96	1,4%	
14. Romano Boshove	84	1,3%	
15. Raja Alouani	80	1,2%	
16. Dorrit de Jong	71	1,1%	
17. Mark Brakel	66	1%	
18. Martine Doppen	60	0,9%	
19. Saskia van der Elst	60	0,9%	
20. Milka Yemane	59	0,9%	

21. Colin Kok	47	0,7%	
22. Mohamed Amessas	41	0,6%	
23. Imran Hyder	40	0,6%	

Ronde 15

2. Laura Vissenberg	3331	49,7%	
3. Nevin Özütok	697	10,4%	
4. Danielle Hirsch	438	6,5%	
5. Simion Blom	335	5%	
6. Jeroen Postma	265	4%	
7. Tom van den Nieuwenhuijzen	250	3,7%	
8. Stephanie Bennett	211	3,1%	
9. Hagar Roijackers	182	2,7%	
10. Pepijn Zwanenberg	117	1,7%	
11. Noortje Thijssen	106	1,6%	
12. Serpil Ates	102	1,5%	
13. Melody Deldjou Fard	98	1,5%	
14. Romano Boshove	85	1,3%	
15. Raja Alouani	80	1,2%	
16. Dorrit de Jong	73	1,1%	
17. Mark Brakel	67	1%	
18. Milka Yemane	61	0,9%	
19. Martine Doppen	61	0,9%	
20. Saskia van der Elst	60	0,9%	
21. Colin Kok	47	0,7%	
22. Mohamed Amessas	42	0,6%	

Ronde 16

2. Laura Vissenberg	3340	49,8%	
3. Nevin Özütok	704	10,5%	
4. Danielle Hirsch	438	6,5%	
5. Simion Blom	335	5%	
6. Jeroen Postma	266	4%	
7. Tom van den Nieuwenhuijzen	252	3,8%	
8. Stephanie Bennett	211	3,1%	
9. Hagar Roijackers	184	2,7%	
10. Pepijn Zwanenberg	118	1,8%	
11. Noortje Thijssen	106	1,6%	
12. Serpil Ates	104	1,6%	
13. Melody Deldjou Fard	102	1,5%	
14. Romano Boshove	86	1,3%	
15. Raja Alouani	81	1,2%	
16. Dorrit de Jong	74	1,1%	
17. Mark Brakel	67	1%	
18. Martine Doppen	62	0,9%	
19. Milka Yemane	62	0,9%	
20. Saskia van der Elst	60	0,9%	
21. Colin Kok	52	0,8%	

Ronde 17

2. Laura Vissenberg	3353	50%	
3. Nevin Özütok	706	10,5%	
4. Danielle Hirsch	440	6,6%	
5. Simion Blom	335	5%	
6. Jeroen Postma	268	4%	
7. Tom van den Nieuwenhuijzen	253	3,8%	
8. Stephanie Bennett	215	3,2%	
9. Hagar Roijackers	187	2,8%	
10. Pepijn Zwanenberg	119	1,8%	
11. Noortje Thijssen	106	1,6%	
12. Melody Deldjou Fard	106	1,6%	
13. Serpil Ates	104	1,6%	
14. Romano Boshove	96	1,4%	
15. Raja Alouani	82	1,2%	
16. Dorrit de Jong	74	1,1%	
17. Mark Brakel	69	1%	
18. Martine Doppen	64	1%	
19. Milka Yemane	63	0,9%	
20. Saskia van der Elst	62	0,9%	

Winnaar

Laura Vissenberg	3353	50%	
------------------	------	-----	--

Plaats 15

Ronde 1

2. Geert Gabriels	2919	43,1%	
3. Nevin Özütok	718	10,6%	
4. Danielle Hirsch	611	9%	
5. Simion Blom	327	4,8%	
6. Jeroen Postma	260	3,8%	
7. Tom van den Nieuwenhuijzen	246	3,6%	
8. Stephanie Bennett	217	3,2%	
9. Hagar Roijackers	173	2,6%	
10. Noortje Thijssen	138	2%	
11. Pepijn Zwanenberg	113	1,7%	
12. Serpil Ates	98	1,4%	
13. Melody Deldjou Fard	89	1,3%	
14. Raja Alouani	83	1,2%	
15. Romano Boshove	81	1,2%	
16. Dorrit de Jong	80	1,2%	
17. Mark Brakel	67	1%	
18. Martine Doppen	59	0,9%	
19. Milka Yemane	54	0,8%	
20. Saskia van der Elst	45	0,7%	
21. Colin Kok	45	0,7%	
22. Mohamed Amessas	42	0,6%	
23. Geen der kandidaten	36	0,5%	
24. Imran Hyder	35	0,5%	
25. Tara Scally	34	0,5%	

26. Raki Ap	32	0,5%	
27. Brigitta Scheepsma	31	0,5%	
28. Samir Toub	30	0,4%	
29. Nadia Ait Hammou	28	0,4%	
30. Jaswina Elahi	26	0,4%	
31. Sjo Smeets	14	0,2%	
32. Ali Daliry	9	0,1%	
33. Sascha Steinfeldt	9	0,1%	
34. Kees Mulder	7	0,1%	
35. Luty van den Berg	6	0,1%	
36. Debora Fernald	5	0,1%	

Ronde 2

2. Geert Gabriels	2919	43,1%	
3. Nevin Özütok	718	10,6%	
4. Danielle Hirsch	611	9%	
5. Simion Blom	327	4,8%	
6. Jeroen Postma	260	3,8%	
7. Tom van den Nieuwenhuijzen	246	3,6%	
8. Stephanie Bennett	217	3,2%	
9. Hagar Roijackers	174	2,6%	
10. Noortje Thijssen	138	2%	
11. Pepijn Zwanenberg	113	1,7%	
12. Serpil Ates	98	1,4%	
13. Melody Deldjou Fard	90	1,3%	
14. Raja Alouani	83	1,2%	
15. Romano Boshove	81	1,2%	
16. Dorrit de Jong	80	1,2%	
17. Mark Brakel	67	1%	
18. Martine Doppen	59	0,9%	
19. Milka Yemane	54	0,8%	
20. Saskia van der Elst	46	0,7%	
21. Colin Kok	45	0,7%	
22. Mohamed Amessas	42	0,6%	
23. Geen der kandidaten	36	0,5%	
24. Imran Hyder	35	0,5%	
25. Tara Scally	34	0,5%	
26. Raki Ap	33	0,5%	
27. Brigitta Scheepsma	31	0,5%	
28. Samir Toub	30	0,4%	
29. Nadia Ait Hammou	28	0,4%	
30. Jaswina Elahi	27	0,4%	
31. Sjo Smeets	14	0,2%	
32. Ali Daliry	9	0,1%	
33. Sascha Steinfeldt	9	0,1%	
34. Kees Mulder	7	0,1%	
35. Luty van den Berg	6	0,1%	

Ronde 3

2. Geert Gabriels	2920	43,2%	
-------------------	------	-------	--

3. Nevin Özütok	719	10,6%	
4. Danielle Hirsch	611	9%	
5. Simion Blom	328	4,8%	
6. Jeroen Postma	260	3,8%	
7. Tom van den Nieuwenhuijzen	246	3,6%	
8. Stephanie Bennett	218	3,2%	
9. Hagar Roijackers	174	2,6%	
10. Noortje Thijssen	138	2%	
11. Pepijn Zwanenberg	113	1,7%	
12. Serpil Ates	98	1,4%	
13. Melody Deldjou Fard	90	1,3%	
14. Raja Alouani	83	1,2%	
15. Romano Boshove	81	1,2%	
16. Dorrit de Jong	80	1,2%	
17. Mark Brakel	67	1%	
18. Martine Doppen	59	0,9%	
19. Milka Yemane	54	0,8%	
20. Saskia van der Elst	46	0,7%	
21. Colin Kok	45	0,7%	
22. Mohamed Amessas	42	0,6%	
23. Geen der kandidaten	36	0,5%	
24. Imran Hyder	35	0,5%	
25. Tara Scally	34	0,5%	
26. Raki Ap	34	0,5%	
27. Brigitta Scheepsma	31	0,5%	
28. Samir Toub	30	0,4%	
29. Nadia Ait Hammou	28	0,4%	
30. Jaswina Elahi	27	0,4%	
31. Sjo Smeets	14	0,2%	
32. Ali Daliry	9	0,1%	
33. Sascha Steinfeldt	9	0,1%	
34. Kees Mulder	7	0,1%	

Ronde 4

2. Geert Gabriels	2923	43,2%	
3. Nevin Özütok	719	10,6%	
4. Danielle Hirsch	611	9%	
5. Simion Blom	328	4,8%	
6. Jeroen Postma	260	3,8%	
7. Tom van den Nieuwenhuijzen	246	3,6%	
8. Stephanie Bennett	219	3,2%	
9. Hagar Roijackers	174	2,6%	
10. Noortje Thijssen	139	2,1%	
11. Pepijn Zwanenberg	114	1,7%	
12. Serpil Ates	98	1,4%	
13. Melody Deldjou Fard	90	1,3%	
14. Raja Alouani	83	1,2%	
15. Romano Boshove	81	1,2%	
16. Dorrit de Jong	80	1,2%	































17. Mark Brakel	67	1%	
18. Martine Doppen	59	0,9%	
19. Milka Yemane	54	0,8%	
20. Saskia van der Elst	46	0,7%	
21. Colin Kok	45	0,7%	
22. Mohamed Amessas	42	0,6%	
23. Geen der kandidaten	36	0,5%	
24. Imran Hyder	35	0,5%	
25. Raki Ap	34	0,5%	
26. Tara Scally	34	0,5%	
27. Brigitta Scheepsma	31	0,5%	
28. Samir Toub	30	0,4%	
29. Nadia Ait Hammou	29	0,4%	
30. Jaswina Elahi	27	0,4%	
31. Sjo Smeets	14	0,2%	
32. Sascha Steinfeldt	9	0,1%	
33. Ali Daliry	9	0,1%	

Ronde 5
















2. Geert Gabriels	2925	43,3%	
3. Nevin Özütok	719	10,6%	
4. Danielle Hirsch	611	9%	
5. Simion Blom	328	4,9%	
6. Jeroen Postma	260	3,8%	
7. Tom van den Nieuwenhuijzen	246	3,6%	
8. Stephanie Bennett	219	3,2%	
9. Hagar Roijackers	174	2,6%	
10. Noortje Thijssen	139	2,1%	
11. Pepijn Zwanenberg	114	1,7%	
12. Serpil Ates	98	1,4%	
13. Melody Deldjou Fard	90	1,3%	
14. Raja Alouani	83	1,2%	
15. Romano Boshove	81	1,2%	
16. Dorrit de Jong	80	1,2%	
17. Mark Brakel	67	1%	
18. Martine Doppen	59	0,9%	
19. Milka Yemane	54	0,8%	
20. Saskia van der Elst	47	0,7%	
21. Colin Kok	45	0,7%	
22. Mohamed Amessas	43	0,6%	
23. Geen der kandidaten	36	0,5%	
24. Imran Hyder	35	0,5%	
25. Raki Ap	34	0,5%	
26. Tara Scally	34	0,5%	
27. Brigitta Scheepsma	31	0,5%	
28. Samir Toub	30	0,4%	
29. Nadia Ait Hammou	29	0,4%	
30. Jaswina Elahi	27	0,4%	
31. Sjo Smeets	14	0,2%	

32. Sascha Steinfeldt	9	0,1%	
-----------------------	---	------	---

Ronde 6

2. Geert Gabriels	2927	43,3%	
3. Nevin Özütok	721	10,7%	
4. Danielle Hirsch	611	9%	
5. Simion Blom	328	4,9%	
6. Jeroen Postma	260	3,8%	
7. Tom van den Nieuwenhuijzen	246	3,6%	
8. Stephanie Bennett	220	3,3%	
9. Hagar Roijackers	174	2,6%	
10. Noortje Thijssen	139	2,1%	
11. Pepijn Zwanenberg	114	1,7%	
12. Serpil Ates	98	1,4%	
13. Melody Deldjou Fard	90	1,3%	
14. Raja Alouani	83	1,2%	
15. Romano Boshove	81	1,2%	
16. Dorrit de Jong	80	1,2%	
17. Mark Brakel	67	1%	
18. Martine Doppen	59	0,9%	
19. Milka Yemane	54	0,8%	
20. Saskia van der Elst	47	0,7%	
21. Colin Kok	45	0,7%	
22. Mohamed Amessas	43	0,6%	
23. Geen der kandidaten	36	0,5%	
24. Tara Scally	35	0,5%	
25. Imran Hyder	35	0,5%	
26. Raki Ap	34	0,5%	
27. Brigitta Scheepsma	31	0,5%	
28. Samir Toub	30	0,4%	
29. Nadia Ait Hammou	29	0,4%	
30. Jaswina Elahi	27	0,4%	
31. Sjo Smeets	16	0,2%	

Ronde 7

2. Geert Gabriels	2927	43,3%	
3. Nevin Özütok	721	10,7%	
4. Danielle Hirsch	612	9,1%	
5. Simion Blom	329	4,9%	
6. Jeroen Postma	260	3,8%	
7. Tom van den Nieuwenhuijzen	246	3,6%	
8. Stephanie Bennett	221	3,3%	
9. Hagar Roijackers	175	2,6%	
10. Noortje Thijssen	139	2,1%	
11. Pepijn Zwanenberg	114	1,7%	
12. Serpil Ates	98	1,5%	
13. Melody Deldjou Fard	90	1,3%	
14. Raja Alouani	83	1,2%	
15. Romano Boshove	81	1,2%	
16. Dorrit de Jong	80	1,2%	

17. Mark Brakel	67	1%	
18. Martine Doppen	59	0,9%	
19. Milka Yemane	54	0,8%	
20. Saskia van der Elst	48	0,7%	
21. Colin Kok	47	0,7%	
22. Mohamed Amessas	43	0,6%	
23. Geen der kandidaten	36	0,5%	
24. Imran Hyder	35	0,5%	
25. Tara Scally	35	0,5%	
26. Brigitta Scheepsma	34	0,5%	
27. Raki Ap	34	0,5%	
28. Samir Toub	30	0,4%	
29. Nadia Ait Hammou	30	0,4%	
30. Jaswina Elahi	27	0,4%	

Ronde 8

2. Geert Gabriels	2935	43,5%	
3. Nevin Özütok	724	10,7%	
4. Danielle Hirsch	612	9,1%	
5. Simion Blom	329	4,9%	
6. Jeroen Postma	260	3,9%	
7. Tom van den Nieuwenhuijzen	246	3,6%	
8. Stephanie Bennett	221	3,3%	
9. Hagar Roijackers	175	2,6%	
10. Noortje Thijssen	139	2,1%	
11. Pepijn Zwanenberg	114	1,7%	
12. Serpil Ates	99	1,5%	
13. Melody Deldjou Fard	92	1,4%	
14. Raja Alouani	83	1,2%	
15. Romano Boshove	81	1,2%	
16. Dorrit de Jong	80	1,2%	
17. Mark Brakel	67	1%	
18. Martine Doppen	59	0,9%	
19. Milka Yemane	56	0,8%	
20. Saskia van der Elst	50	0,7%	
21. Colin Kok	47	0,7%	
22. Mohamed Amessas	45	0,7%	
23. Tara Scally	38	0,6%	
24. Geen der kandidaten	36	0,5%	
25. Imran Hyder	35	0,5%	
26. Brigitta Scheepsma	34	0,5%	
27. Raki Ap	34	0,5%	
28. Nadia Ait Hammou	32	0,5%	
29. Samir Toub	30	0,4%	

Ronde 9

2. Geert Gabriels	2937	43,5%	
3. Nevin Özütok	724	10,7%	
4. Danielle Hirsch	614	9,1%	
5. Simion Blom	333	4,9%	

6. Jeroen Postma	264	3,9%	
7. Tom van den Nieuwenhuijzen	251	3,7%	
8. Stephanie Bennett	222	3,3%	
9. Hagar Roijackers	177	2,6%	
10. Noortje Thijssen	139	2,1%	
11. Pepijn Zwanenberg	115	1,7%	
12. Serpil Ates	99	1,5%	
13. Melody Deldjou Fard	93	1,4%	
14. Raja Alouani	84	1,2%	
15. Romano Boshove	81	1,2%	
16. Dorrit de Jong	80	1,2%	
17. Mark Brakel	67	1%	
18. Martine Doppen	60	0,9%	
19. Milka Yemane	56	0,8%	
20. Saskia van der Elst	50	0,7%	
21. Colin Kok	47	0,7%	
22. Mohamed Amessas	45	0,7%	
23. Tara Scally	38	0,6%	
24. Geen der kandidaten	36	0,5%	
25. Brigitta Scheepsma	35	0,5%	
26. Imran Hyder	35	0,5%	
27. Raki Ap	34	0,5%	
28. Nadia Ait Hammou	32	0,5%	

Ronde 10

2. Geert Gabriels	2942	43,6%	
3. Nevin Özütok	728	10,8%	
4. Danielle Hirsch	615	9,1%	
5. Simion Blom	336	5%	
6. Jeroen Postma	264	3,9%	
7. Tom van den Nieuwenhuijzen	251	3,7%	
8. Stephanie Bennett	222	3,3%	
9. Hagar Roijackers	177	2,6%	
10. Noortje Thijssen	139	2,1%	
11. Pepijn Zwanenberg	115	1,7%	
12. Serpil Ates	99	1,5%	
13. Melody Deldjou Fard	95	1,4%	
14. Raja Alouani	85	1,3%	
15. Romano Boshove	81	1,2%	
16. Dorrit de Jong	80	1,2%	
17. Mark Brakel	67	1%	
18. Martine Doppen	61	0,9%	
19. Milka Yemane	56	0,8%	
20. Saskia van der Elst	52	0,8%	
21. Colin Kok	47	0,7%	
22. Mohamed Amessas	47	0,7%	
23. Raki Ap	40	0,6%	
24. Tara Scally	39	0,6%	
25. Geen der kandidaten	36	0,5%	

26. Brigitta Scheepsma	35	0,5%	
27. Imran Hyder	35	0,5%	

Ronde 11

2. Geert Gabriels	2952	43,8%	
3. Nevin Özütok	732	10,9%	
4. Danielle Hirsch	616	9,1%	
5. Simion Blom	338	5%	
6. Jeroen Postma	264	3,9%	
7. Tom van den Nieuwenhuijzen	251	3,7%	
8. Stephanie Bennett	224	3,3%	
9. Hagar Roijackers	178	2,6%	
10. Noortje Thijssen	141	2,1%	
11. Pepijn Zwanenberg	115	1,7%	
12. Serpil Ates	100	1,5%	
13. Melody Deldjou Fard	95	1,4%	
14. Raja Alouani	85	1,3%	
15. Dorrit de Jong	82	1,2%	
16. Romano Boshove	81	1,2%	
17. Mark Brakel	68	1%	
18. Martine Doppen	62	0,9%	
19. Milka Yemane	58	0,9%	
20. Saskia van der Elst	52	0,8%	
21. Colin Kok	47	0,7%	
22. Mohamed Amessas	47	0,7%	
23. Raki Ap	40	0,6%	
24. Tara Scally	40	0,6%	
25. Geen der kandidaten	36	0,5%	
26. Brigitta Scheepsma	35	0,5%	

Ronde 12

2. Geert Gabriels	2958	43,9%	
3. Nevin Özütok	735	10,9%	
4. Danielle Hirsch	616	9,1%	
5. Simion Blom	338	5%	
6. Jeroen Postma	265	3,9%	
7. Tom van den Nieuwenhuijzen	251	3,7%	
8. Stephanie Bennett	230	3,4%	
9. Hagar Roijackers	178	2,6%	
10. Noortje Thijssen	142	2,1%	
11. Pepijn Zwanenberg	115	1,7%	
12. Serpil Ates	101	1,5%	
13. Melody Deldjou Fard	96	1,4%	
14. Raja Alouani	85	1,3%	
15. Dorrit de Jong	82	1,2%	
16. Romano Boshove	81	1,2%	
17. Mark Brakel	68	1%	
18. Saskia van der Elst	63	0,9%	
19. Martine Doppen	62	0,9%	
20. Milka Yemane	58	0,9%	

21. Colin Kok	47	0,7%	
22. Mohamed Amessas	47	0,7%	
23. Tara Scally	40	0,6%	
24. Raki Ap	40	0,6%	
25. Geen der kandidaten	36	0,5%	

Ronde 13

2. Geert Gabriels	2958	44,2%	
3. Nevin Özütok	735	11%	
4. Danielle Hirsch	616	9,2%	
5. Simion Blom	338	5%	
6. Jeroen Postma	265	4%	
7. Tom van den Nieuwenhuijzen	251	3,7%	
8. Stephanie Bennett	230	3,4%	
9. Hagar Roijackers	178	2,7%	
10. Noortje Thijssen	142	2,1%	
11. Pepijn Zwanenberg	115	1,7%	
12. Serpil Ates	101	1,5%	
13. Melody Deldjou Fard	96	1,4%	
14. Raja Alouani	85	1,3%	
15. Dorrit de Jong	82	1,2%	
16. Romano Boshove	81	1,2%	
17. Mark Brakel	68	1%	
18. Saskia van der Elst	63	0,9%	
19. Martine Doppen	62	0,9%	
20. Milka Yemane	58	0,9%	
21. Colin Kok	47	0,7%	
22. Mohamed Amessas	47	0,7%	
23. Tara Scally	40	0,6%	
24. Raki Ap	40	0,6%	

Ronde 14

2. Geert Gabriels	2963	44,3%	
3. Nevin Özütok	739	11%	
4. Danielle Hirsch	618	9,2%	
5. Simion Blom	341	5,1%	
6. Jeroen Postma	265	4%	
7. Tom van den Nieuwenhuijzen	253	3,8%	
8. Stephanie Bennett	232	3,5%	
9. Hagar Roijackers	178	2,7%	
10. Noortje Thijssen	142	2,1%	
11. Pepijn Zwanenberg	116	1,7%	
12. Serpil Ates	104	1,6%	
13. Melody Deldjou Fard	96	1,4%	
14. Raja Alouani	85	1,3%	
15. Romano Boshove	83	1,2%	
16. Dorrit de Jong	82	1,2%	
17. Mark Brakel	68	1%	
18. Saskia van der Elst	67	1%	
19. Martine Doppen	62	0,9%	

20. Milka Yemane	58	0,9%	
21. Colin Kok	48	0,7%	
22. Mohamed Amessas	47	0,7%	
23. Tara Scally	41	0,6%	

Ronde 15

2. Geert Gabriels	2972	44,5%	
3. Nevin Özütok	739	11,1%	
4. Danielle Hirsch	619	9,3%	
5. Simion Blom	342	5,1%	
6. Jeroen Postma	266	4%	
7. Tom van den Nieuwenhuijzen	253	3,8%	
8. Stephanie Bennett	233	3,5%	
9. Hagar Roijackers	178	2,7%	
10. Noortje Thijssen	143	2,1%	
11. Pepijn Zwanenberg	120	1,8%	
12. Serpil Ates	105	1,6%	
13. Melody Deldjou Fard	103	1,5%	
14. Raja Alouani	87	1,3%	
15. Romano Boshove	83	1,2%	
16. Dorrit de Jong	82	1,2%	
17. Mark Brakel	70	1%	
18. Saskia van der Elst	67	1%	
19. Milka Yemane	63	0,9%	
20. Martine Doppen	63	0,9%	
21. Colin Kok	48	0,7%	
22. Mohamed Amessas	48	0,7%	

Ronde 16

2. Geert Gabriels	2981	44,6%	
3. Nevin Özütok	746	11,2%	
4. Danielle Hirsch	620	9,3%	
5. Simion Blom	342	5,1%	
6. Jeroen Postma	267	4%	
7. Tom van den Nieuwenhuijzen	255	3,8%	
8. Stephanie Bennett	233	3,5%	
9. Hagar Roijackers	180	2,7%	
10. Noortje Thijssen	144	2,2%	
11. Pepijn Zwanenberg	122	1,8%	
12. Melody Deldjou Fard	108	1,6%	
13. Serpil Ates	107	1,6%	
14. Raja Alouani	88	1,3%	
15. Romano Boshove	84	1,3%	
16. Dorrit de Jong	84	1,3%	
17. Mark Brakel	70	1%	
18. Saskia van der Elst	67	1%	
19. Martine Doppen	64	1%	
20. Milka Yemane	64	1%	
21. Colin Kok	53	0,8%	

Ronde 17			
2. Geert Gabriels	2989	44,8%	
3. Nevin Özütok	747	11,2%	
4. Danielle Hirsch	624	9,3%	
5. Simion Blom	342	5,1%	
6. Jeroen Postma	269	4%	
7. Tom van den Nieuwenhuijzen	257	3,8%	
8. Stephanie Bennett	237	3,6%	
9. Hagar Roijackers	184	2,8%	
10. Noortje Thijssen	144	2,2%	
11. Pepijn Zwanenberg	123	1,8%	
12. Melody Deldjou Fard	112	1,7%	
13. Serpil Ates	107	1,6%	
14. Romano Boshove	95	1,4%	
15. Raja Alouani	89	1,3%	
16. Dorrit de Jong	84	1,3%	
17. Mark Brakel	72	1,1%	
18. Saskia van der Elst	69	1%	
19. Martine Doppen	67	1%	
20. Milka Yemane	65	1%	

Ronde 18			
2. Geert Gabriels	3000	45%	
3. Nevin Özütok	758	11,4%	
4. Danielle Hirsch	632	9,5%	
5. Simion Blom	347	5,2%	
6. Jeroen Postma	270	4%	
7. Tom van den Nieuwenhuijzen	257	3,9%	
8. Stephanie Bennett	240	3,6%	
9. Hagar Roijackers	185	2,8%	
10. Noortje Thijssen	147	2,2%	
11. Pepijn Zwanenberg	125	1,9%	
12. Melody Deldjou Fard	116	1,7%	
13. Serpil Ates	109	1,6%	
14. Romano Boshove	96	1,4%	
15. Raja Alouani	92	1,4%	
16. Dorrit de Jong	84	1,3%	
17. Mark Brakel	75	1,1%	
18. Saskia van der Elst	69	1%	
19. Martine Doppen	68	1%	

Ronde 19			
2. Geert Gabriels	3009	45,2%	
3. Nevin Özütok	761	11,4%	
4. Danielle Hirsch	642	9,6%	
5. Simion Blom	353	5,3%	
6. Jeroen Postma	272	4,1%	
7. Tom van den Nieuwenhuijzen	259	3,9%	
8. Stephanie Bennett	243	3,7%	
9. Hagar Roijackers	188	2,8%	

10. Noortje Thijssen	151	2,3%	
11. Pepijn Zwanenberg	127	1,9%	
12. Melody Deldjou Fard	118	1,8%	
13. Serpil Ates	109	1,6%	
14. Romano Boshove	101	1,5%	
15. Raja Alouani	93	1,4%	
16. Dorrit de Jong	86	1,3%	
17. Mark Brakel	75	1,1%	
18. Saskia van der Elst	69	1%	

Ronde 20











2. Geert Gabriels	3032	45,6%	
3. Nevin Özütok	768	11,6%	
4. Danielle Hirsch	649	9,8%	
5. Simion Blom	353	5,3%	
6. Jeroen Postma	273	4,1%	
7. Tom van den Nieuwenhuijzen	260	3,9%	
8. Stephanie Bennett	244	3,7%	
9. Hagar Roijackers	188	2,8%	
10. Noortje Thijssen	152	2,3%	
11. Pepijn Zwanenberg	128	1,9%	
12. Melody Deldjou Fard	123	1,9%	
13. Serpil Ates	110	1,7%	
14. Romano Boshove	106	1,6%	
15. Raja Alouani	95	1,4%	
16. Dorrit de Jong	87	1,3%	
17. Mark Brakel	75	1,1%	

Ronde 21














2. Geert Gabriels	3053	46%	
3. Nevin Özütok	777	11,7%	
4. Danielle Hirsch	657	9,9%	
5. Simion Blom	356	5,4%	
6. Jeroen Postma	278	4,2%	
7. Tom van den Nieuwenhuijzen	263	4%	
8. Stephanie Bennett	246	3,7%	
9. Hagar Roijackers	188	2,8%	
10. Noortje Thijssen	157	2,4%	
11. Pepijn Zwanenberg	129	1,9%	
12. Melody Deldjou Fard	124	1,9%	
13. Serpil Ates	111	1,7%	
14. Romano Boshove	108	1,6%	
15. Raja Alouani	98	1,5%	
16. Dorrit de Jong	88	1,3%	

Ronde 22













2. Geert Gabriels	3072	46,4%	
3. Nevin Özütok	784	11,8%	
4. Danielle Hirsch	667	10,1%	
5. Simion Blom	373	5,6%	

6. Jeroen Postma	283	4,3%	
7. Tom van den Nieuwenhuijzen	266	4%	
8. Stephanie Bennett	248	3,7%	
9. Hagar Roijackers	189	2,9%	
10. Noortje Thijssen	160	2,4%	
11. Pepijn Zwanenberg	130	2%	
12. Melody Deldjou Fard	130	2%	
13. Serpil Ates	112	1,7%	
14. Romano Boshove	108	1,6%	
15. Raja Alouani	100	1,5%	










Ronde 23



2. Geert Gabriels	3095	46,8%	
3. Nevin Özütok	802	12,1%	
4. Danielle Hirsch	678	10,3%	
5. Simion Blom	381	5,8%	
6. Jeroen Postma	284	4,3%	
7. Tom van den Nieuwenhuijzen	269	4,1%	
8. Stephanie Bennett	251	3,8%	
9. Hagar Roijackers	189	2,9%	
10. Noortje Thijssen	162	2,5%	
11. Melody Deldjou Fard	135	2%	
12. Pepijn Zwanenberg	130	2%	
13. Serpil Ates	119	1,8%	
14. Romano Boshove	113	1,7%	

Ronde 24











2. Geert Gabriels	3121	47,3%	
3. Nevin Özütok	810	12,3%	
4. Danielle Hirsch	678	10,3%	
5. Simion Blom	409	6,2%	
6. Jeroen Postma	289	4,4%	
7. Tom van den Nieuwenhuijzen	277	4,2%	
8. Stephanie Bennett	259	3,9%	
9. Hagar Roijackers	195	3%	
10. Noortje Thijssen	163	2,5%	
11. Melody Deldjou Fard	139	2,1%	
12. Pepijn Zwanenberg	134	2%	
13. Serpil Ates	121	1,8%	

Ronde 25










2. Geert Gabriels	3144	47,8%	
3. Nevin Özütok	829	12,6%	
4. Danielle Hirsch	687	10,4%	
5. Simion Blom	423	6,4%	
6. Jeroen Postma	294	4,5%	
7. Tom van den Nieuwenhuijzen	282	4,3%	
8. Stephanie Bennett	263	4%	
9. Hagar Roijackers	202	3,1%	
10. Noortje Thijssen	168	2,6%	

11. Melody Deldjou Fard	146	2,2%	
12. Pepijn Zwanenberg	138	2,1%	









Ronde 26

2. Geert Gabriels	3173	48,5%	
3. Nevin Özütok	838	12,8%	
4. Danielle Hirsch	693	10,6%	
5. Simion Blom	434	6,6%	
6. Jeroen Postma	299	4,6%	
7. Tom van den Nieuwenhuijzen	288	4,4%	
8. Stephanie Bennett	263	4%	
9. Hagar Roijackers	209	3,2%	
10. Noortje Thijssen	171	2,6%	
11. Melody Deldjou Fard	169	2,6%	


Ronde 27

2. Geert Gabriels	3208	49,4%	
3. Nevin Özütok	861	13,2%	
4. Danielle Hirsch	705	10,8%	
5. Simion Blom	447	6,9%	
6. Jeroen Postma	304	4,7%	
7. Tom van den Nieuwenhuijzen	303	4,7%	
8. Stephanie Bennett	272	4,2%	
9. Hagar Roijackers	220	3,4%	
10. Noortje Thijssen	179	2,8%	

Ronde 28











2. Geert Gabriels	3248	50,3%	
3. Nevin Özütok	870	13,5%	
4. Danielle Hirsch	726	11,2%	
5. Simion Blom	462	7,1%	
6. Jeroen Postma	329	5,1%	
7. Tom van den Nieuwenhuijzen	313	4,8%	
8. Stephanie Bennett	288	4,5%	
9. Hagar Roijackers	226	3,5%	

Winnaar

Geert Gabriels	3248	50,3%	
----------------	------	-------	--

Plaats 16

Ronde 1

2. Danielle Hirsch	3304	49,1%	
3. Nevin Özütok	787	11,7%	
4. Simion Blom	335	5%	
5. Jeroen Postma	281	4,2%	
6. Tom van den Nieuwenhuijzen	259	3,9%	
7. Stephanie Bennett	235	3,5%	
8. Hagar Roijackers	183	2,7%	
9. Noortje Thijssen	155	2,3%	
10. Pepijn Zwanenberg	115	1,7%	
11. Serpil Ates	100	1,5%	

12. Melody Deldjou Fard	91	1,4%	
13. Raja Alouani	84	1,2%	
14. Romano Boshove	84	1,2%	
15. Dorrit de Jong	81	1,2%	
16. Mark Brakel	69	1%	
17. Martine Doppen	59	0,9%	
18. Milka Yemane	54	0,8%	
19. Colin Kok	46	0,7%	
20. Saskia van der Elst	45	0,7%	
21. Mohamed Amessas	43	0,6%	
22. Samir Toub	38	0,6%	
23. Geen der kandidaten	36	0,5%	
24. Imran Hyder	36	0,5%	
25. Tara Scally	34	0,5%	
26. Raki Ap	32	0,5%	
27. Brigitta Scheepsma	32	0,5%	
28. Nadia Ait Hammou	28	0,4%	
29. Jaswina Elahi	27	0,4%	
30. Sjo Smeets	14	0,2%	
31. Ali Daliry	11	0,2%	
32. Sascha Steinfeldt	9	0,1%	
33. Kees Mulder	8	0,1%	
34. Lutty van den Berg	7	0,1%	
35. Debora Fernald	5	0,1%	

Ronde 2

2. Danielle Hirsch	3304	49,1%	
3. Nevin Özütok	787	11,7%	
4. Simion Blom	335	5%	
5. Jeroen Postma	281	4,2%	
6. Tom van den Nieuwenhuijzen	259	3,9%	
7. Stephanie Bennett	235	3,5%	
8. Hagar Roijackers	184	2,7%	
9. Noortje Thijssen	155	2,3%	
10. Pepijn Zwanenberg	115	1,7%	
11. Serpil Ates	100	1,5%	
12. Melody Deldjou Fard	92	1,4%	
13. Romano Boshove	84	1,2%	
14. Raja Alouani	84	1,2%	
15. Dorrit de Jong	81	1,2%	
16. Mark Brakel	69	1%	
17. Martine Doppen	59	0,9%	
18. Milka Yemane	54	0,8%	
19. Colin Kok	46	0,7%	
20. Saskia van der Elst	46	0,7%	
21. Mohamed Amessas	43	0,6%	
22. Samir Toub	38	0,6%	
23. Geen der kandidaten	36	0,5%	
24. Imran Hyder	36	0,5%	






















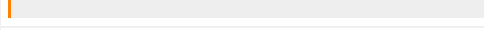





25. Tara Scally	34	0,5%	
26. Raki Ap	33	0,5%	
27. Brigitta Scheepsma	32	0,5%	
28. Jaswina Elahi	28	0,4%	
29. Nadia Ait Hammou	28	0,4%	
30. Sjo Smeets	14	0,2%	
31. Ali Daliry	11	0,2%	
32. Sascha Steinfeldt	9	0,1%	
33. Kees Mulder	8	0,1%	
34. Luty van den Berg	7	0,1%	

Ronde 3





















2. Danielle Hirsch	3305	49,1%	
3. Nevin Özütok	788	11,7%	
4. Simion Blom	336	5%	
5. Jeroen Postma	281	4,2%	
6. Tom van den Nieuwenhuijzen	259	3,9%	
7. Stephanie Bennett	236	3,5%	
8. Hagar Roijackers	184	2,7%	
9. Noortje Thijssen	155	2,3%	
10. Pepijn Zwanenberg	115	1,7%	
11. Serpil Ates	100	1,5%	
12. Melody Deldjou Fard	92	1,4%	
13. Romano Boshove	84	1,2%	
14. Raja Alouani	84	1,2%	
15. Dorrit de Jong	81	1,2%	
16. Mark Brakel	69	1%	
17. Martine Doppen	59	0,9%	
18. Milka Yemane	54	0,8%	
19. Colin Kok	46	0,7%	
20. Saskia van der Elst	46	0,7%	
21. Mohamed Amessas	43	0,6%	
22. Samir Toub	38	0,6%	
23. Imran Hyder	36	0,5%	
24. Geen der kandidaten	36	0,5%	
25. Tara Scally	34	0,5%	
26. Raki Ap	34	0,5%	
27. Brigitta Scheepsma	32	0,5%	
28. Jaswina Elahi	28	0,4%	
29. Nadia Ait Hammou	28	0,4%	
30. Sjo Smeets	14	0,2%	
31. Ali Daliry	11	0,2%	
32. Sascha Steinfeldt	9	0,1%	
33. Kees Mulder	8	0,1%	

Ronde 4

2. Danielle Hirsch	3308	49,2%	
3. Nevin Özütok	788	11,7%	
4. Simion Blom	336	5%	
5. Jeroen Postma	281	4,2%	

6. Tom van den Nieuwenhuijzen	259	3,9%	
7. Stephanie Bennett	237	3,5%	
8. Hagar Roijackers	184	2,7%	
9. Noortje Thijssen	156	2,3%	
10. Pepijn Zwanenberg	116	1,7%	
11. Serpil Ates	100	1,5%	
12. Melody Deldjou Fard	92	1,4%	
13. Romano Boshove	84	1,2%	
14. Raja Alouani	84	1,2%	
15. Dorrit de Jong	81	1,2%	
16. Mark Brakel	69	1%	
17. Martine Doppen	59	0,9%	
18. Milka Yemane	54	0,8%	
19. Saskia van der Elst	46	0,7%	
20. Colin Kok	46	0,7%	
21. Mohamed Amessas	43	0,6%	
22. Samir Toub	38	0,6%	
23. Geen der kandidaten	36	0,5%	
24. Imran Hyder	36	0,5%	
25. Tara Scally	34	0,5%	
26. Raki Ap	34	0,5%	
27. Brigitta Scheepsma	33	0,5%	
28. Nadia Ait Hammou	29	0,4%	
29. Jaswina Elahi	28	0,4%	
30. Sjo Smeets	14	0,2%	
31. Ali Daliry	11	0,2%	
32. Sascha Steinfeldt	9	0,1%	

Ronde 5

2. Danielle Hirsch	3310	49,2%	
3. Nevin Özütok	790	11,7%	
4. Simion Blom	336	5%	
5. Jeroen Postma	281	4,2%	
6. Tom van den Nieuwenhuijzen	259	3,9%	
7. Stephanie Bennett	238	3,5%	
8. Hagar Roijackers	184	2,7%	
9. Noortje Thijssen	156	2,3%	
10. Pepijn Zwanenberg	116	1,7%	
11. Serpil Ates	100	1,5%	
12. Melody Deldjou Fard	92	1,4%	
13. Raja Alouani	84	1,2%	
14. Romano Boshove	84	1,2%	
15. Dorrit de Jong	81	1,2%	
16. Mark Brakel	69	1%	
17. Martine Doppen	59	0,9%	
18. Milka Yemane	54	0,8%	
19. Colin Kok	46	0,7%	
20. Saskia van der Elst	46	0,7%	
21. Mohamed Amessas	43	0,6%	

22. Samir Toub	38	0,6%	
23. Imran Hyder	36	0,5%	
24. Geen der kandidaten	36	0,5%	
25. Tara Scally	35	0,5%	
26. Raki Ap	34	0,5%	
27. Brigitta Scheepsma	33	0,5%	
28. Nadia Ait Hammou	29	0,4%	
29. Jaswina Elahi	28	0,4%	
30. Sjo Smeets	16	0,2%	
31. Ali Daliry	11	0,2%	

Ronde 6

2. Danielle Hirsch	3313	49,3%	
3. Nevin Özütok	790	11,8%	
4. Simion Blom	336	5%	
5. Jeroen Postma	281	4,2%	
6. Tom van den Nieuwenhuijzen	259	3,9%	
7. Stephanie Bennett	238	3,5%	
8. Hagar Roijackers	184	2,7%	
9. Noortje Thijssen	156	2,3%	
10. Pepijn Zwanenberg	116	1,7%	
11. Serpil Ates	100	1,5%	
12. Melody Deldjou Fard	92	1,4%	
13. Raja Alouani	84	1,3%	
14. Romano Boshove	84	1,3%	
15. Dorrit de Jong	81	1,2%	
16. Mark Brakel	69	1%	
17. Martine Doppen	59	0,9%	
18. Milka Yemane	54	0,8%	
19. Saskia van der Elst	48	0,7%	
20. Colin Kok	46	0,7%	
21. Mohamed Amessas	44	0,7%	
22. Samir Toub	38	0,6%	
23. Geen der kandidaten	36	0,5%	
24. Imran Hyder	36	0,5%	
25. Tara Scally	35	0,5%	
26. Raki Ap	34	0,5%	
27. Brigitta Scheepsma	33	0,5%	
28. Nadia Ait Hammou	29	0,4%	
29. Jaswina Elahi	28	0,4%	
30. Sjo Smeets	16	0,2%	

Ronde 7

2. Danielle Hirsch	3314	49,4%	
3. Nevin Özütok	790	11,8%	
4. Simion Blom	337	5%	
5. Jeroen Postma	281	4,2%	
6. Tom van den Nieuwenhuijzen	259	3,9%	
7. Stephanie Bennett	239	3,6%	
8. Hagar Roijackers	185	2,8%	



























9. Noortje Thijssen	156	2,3%	
10. Pepijn Zwanenberg	116	1,7%	
11. Serpil Ates	100	1,5%	
12. Melody Deldjou Fard	92	1,4%	
13. Romano Boshove	84	1,3%	
14. Raja Alouani	84	1,3%	
15. Dorrit de Jong	81	1,2%	
16. Mark Brakel	69	1%	
17. Martine Doppen	59	0,9%	
18. Milka Yemane	54	0,8%	
19. Saskia van der Elst	49	0,7%	
20. Colin Kok	48	0,7%	
21. Mohamed Amessas	44	0,7%	
22. Samir Toub	38	0,6%	
23. Geen der kandidaten	36	0,5%	
24. Imran Hyder	36	0,5%	
25. Brigitta Scheepsma	36	0,5%	
26. Tara Scally	35	0,5%	
27. Raki Ap	34	0,5%	
28. Nadia Ait Hammou	30	0,4%	
29. Jaswina Elahi	28	0,4%	

Ronde 8




















2. Danielle Hirsch	3321	49,5%	
3. Nevin Özütok	793	11,8%	
4. Simion Blom	337	5%	
5. Jeroen Postma	282	4,2%	
6. Tom van den Nieuwenhuijzen	259	3,9%	
7. Stephanie Bennett	239	3,6%	
8. Hagar Roijackers	185	2,8%	
9. Noortje Thijssen	156	2,3%	
10. Pepijn Zwanenberg	116	1,7%	
11. Serpil Ates	101	1,5%	
12. Melody Deldjou Fard	94	1,4%	
13. Romano Boshove	84	1,3%	
14. Raja Alouani	84	1,3%	
15. Dorrit de Jong	81	1,2%	
16. Mark Brakel	69	1%	
17. Martine Doppen	59	0,9%	
18. Milka Yemane	56	0,8%	
19. Saskia van der Elst	51	0,8%	
20. Colin Kok	48	0,7%	
21. Mohamed Amessas	46	0,7%	
22. Samir Toub	38	0,6%	
23. Tara Scally	38	0,6%	
24. Brigitta Scheepsma	36	0,5%	
25. Imran Hyder	36	0,5%	
26. Geen der kandidaten	36	0,5%	
27. Raki Ap	35	0,5%	







28. Nadia Ait Hammou	32	0,5%	
----------------------	----	------	---

Ronde 9

























2. Danielle Hirsch	3326	49,6%	
3. Nevin Özütok	797	11,9%	
4. Simion Blom	340	5,1%	
5. Jeroen Postma	282	4,2%	
6. Tom van den Nieuwenhuijzen	259	3,9%	
7. Stephanie Bennett	239	3,6%	
8. Hagar Roijackers	185	2,8%	
9. Noortje Thijssen	156	2,3%	
10. Pepijn Zwanenberg	116	1,7%	
11. Serpil Ates	101	1,5%	
12. Melody Deldjou Fard	96	1,4%	
13. Raja Alouani	85	1,3%	
14. Romano Boshove	84	1,3%	
15. Dorrit de Jong	81	1,2%	
16. Mark Brakel	69	1%	
17. Martine Doppen	60	0,9%	
18. Milka Yemane	56	0,8%	
19. Saskia van der Elst	53	0,8%	
20. Mohamed Amessas	48	0,7%	
21. Colin Kok	48	0,7%	
22. Raki Ap	41	0,6%	
23. Tara Scally	39	0,6%	
24. Samir Toub	38	0,6%	
25. Brigitta Scheepsma	36	0,5%	
26. Imran Hyder	36	0,5%	
27. Geen der kandidaten	36	0,5%	

Ronde 10

















2. Danielle Hirsch	3326	49,9%	
3. Nevin Özütok	797	11,9%	
4. Simion Blom	340	5,1%	
5. Jeroen Postma	282	4,2%	
6. Tom van den Nieuwenhuijzen	259	3,9%	
7. Stephanie Bennett	239	3,6%	
8. Hagar Roijackers	185	2,8%	
9. Noortje Thijssen	156	2,3%	
10. Pepijn Zwanenberg	116	1,7%	
11. Serpil Ates	101	1,5%	
12. Melody Deldjou Fard	96	1,4%	
13. Raja Alouani	85	1,3%	
14. Romano Boshove	84	1,3%	
15. Dorrit de Jong	81	1,2%	
16. Mark Brakel	69	1%	
17. Martine Doppen	60	0,9%	
18. Milka Yemane	56	0,8%	
19. Saskia van der Elst	53	0,8%	
20. Colin Kok	48	0,7%	








21. Mohamed Amessas	48	0,7%	
22. Raki Ap	41	0,6%	
23. Tara Scally	39	0,6%	
24. Samir Toub	38	0,6%	
25. Imran Hyder	36	0,5%	
26. Brigitta Scheepsma	36	0,5%	

Ronde 11

2. Danielle Hirsch	3331	50%	
3. Nevin Özütok	800	12%	
4. Simion Blom	340	5,1%	
5. Jeroen Postma	283	4,2%	
6. Tom van den Nieuwenhuijzen	259	3,9%	
7. Stephanie Bennett	245	3,7%	
8. Hagar Roijackers	186	2,8%	
9. Noortje Thijssen	157	2,4%	
10. Pepijn Zwanenberg	116	1,7%	
11. Serpil Ates	101	1,5%	
12. Melody Deldjou Fard	96	1,4%	
13. Raja Alouani	85	1,3%	
14. Romano Boshove	84	1,3%	
15. Dorrit de Jong	81	1,2%	
16. Mark Brakel	69	1%	
17. Saskia van der Elst	65	1%	
18. Martine Doppen	60	0,9%	
19. Milka Yemane	56	0,8%	
20. Mohamed Amessas	48	0,7%	
21. Colin Kok	48	0,7%	
22. Raki Ap	41	0,6%	
23. Tara Scally	39	0,6%	
24. Samir Toub	38	0,6%	
25. Imran Hyder	37	0,6%	

Ronde 12

2. Danielle Hirsch	3341	50,2%	
3. Nevin Özütok	804	12,1%	
4. Simion Blom	342	5,1%	
5. Jeroen Postma	283	4,2%	
6. Tom van den Nieuwenhuijzen	259	3,9%	
7. Stephanie Bennett	247	3,7%	
8. Hagar Roijackers	187	2,8%	
9. Noortje Thijssen	159	2,4%	
10. Pepijn Zwanenberg	117	1,8%	
11. Serpil Ates	102	1,5%	
12. Melody Deldjou Fard	97	1,5%	
13. Raja Alouani	85	1,3%	
14. Romano Boshove	84	1,3%	
15. Dorrit de Jong	83	1,2%	
16. Mark Brakel	70	1,1%	
17. Saskia van der Elst	65	1%	

18. Martine Doppen	61	0,9%	
19. Milka Yemane	57	0,9%	
20. Mohamed Amessas	48	0,7%	
21. Colin Kok	48	0,7%	
22. Raki Ap	41	0,6%	
23. Tara Scally	40	0,6%	
24. Samir Toub	39	0,6%	

Winnaar

Danielle Hirsch	3341	50,2%	
-----------------	------	-------	--

Plaats 17

Ronde 1

2. Nevin Özütok	3614	54,1%	
3. Stephanie Bennett	389	5,8%	
4. Simion Blom	365	5,5%	
5. Jeroen Postma	324	4,9%	
6. Tom van den Nieuwenhuijzen	280	4,2%	
7. Noortje Thijssen	206	3,1%	
8. Hagar Roijackers	203	3%	
9. Pepijn Zwanenberg	124	1,9%	
10. Serpil Ates	108	1,6%	
11. Raja Alouani	100	1,5%	
12. Melody Deldjou Fard	99	1,5%	
13. Dorrit de Jong	92	1,4%	
14. Romano Boshove	84	1,3%	
15. Mark Brakel	77	1,2%	
16. Martine Doppen	67	1%	
17. Milka Yemane	64	1%	
18. Colin Kok	49	0,7%	
19. Saskia van der Elst	46	0,7%	
20. Mohamed Amessas	45	0,7%	
21. Samir Toub	41	0,6%	
22. Imran Hyder	40	0,6%	
23. Tara Scally	40	0,6%	
24. Geen der kandidaten	36	0,5%	
25. Raki Ap	34	0,5%	
26. Brigitta Scheepsma	32	0,5%	
27. Nadia Ait Hammou	30	0,4%	
28. Jaswina Elahi	28	0,4%	
29. Sjo Smeets	15	0,2%	
30. Ali Daliry	12	0,2%	
31. Sascha Steinfeldt	10	0,1%	
32. Kees Mulder	9	0,1%	
33. Luty van den Berg	7	0,1%	
34. Debora Fernald	5	0,1%	

Winnaar











Nevin Özütok	3614	54,1%	
--------------	------	-------	--

Plaats 18

Ronde 1			
2. Stephanie Bennett	3370	51%	
3. Simion Blom	482	7,3%	
4. Jeroen Postma	387	5,9%	
5. Tom van den Nieuwenhuijzen	357	5,4%	
6. Noortje Thijssen	271	4,1%	
7. Hagar Roijackers	220	3,3%	
8. Raja Alouani	176	2,7%	
9. Pepijn Zwanenberg	142	2,2%	
10. Serpil Ates	128	1,9%	
11. Melody Deldjou Fard	114	1,7%	
12. Dorrit de Jong	105	1,6%	
13. Romano Boshove	90	1,4%	
14. Mark Brakel	85	1,3%	
15. Martine Doppen	71	1,1%	
16. Milka Yemane	71	1,1%	
17. Colin Kok	52	0,8%	
18. Mohamed Amessas	50	0,8%	
19. Saskia van der Elst	49	0,7%	
20. Samir Toub	48	0,7%	
21. Tara Scally	48	0,7%	
22. Imran Hyder	46	0,7%	
23. Raki Ap	38	0,6%	
24. Geen der kandidaten	36	0,5%	
25. Brigitta Scheepsma	34	0,5%	
26. Jaswina Elahi	34	0,5%	
27. Nadia Ait Hammou	33	0,5%	
28. Sjo Smeets	16	0,2%	
29. Ali Daliry	13	0,2%	
30. Sascha Steinfeldt	11	0,2%	
31. Kees Mulder	10	0,2%	
32. Lutty van den Berg	8	0,1%	
33. Debora Fernald	7	0,1%	

Winnaar			
Stephanie Bennett	3370	51%	

Plaats 19

Ronde 1			
2. Noortje Thijssen	3368	51,3%	
3. Simion Blom	519	7,9%	
4. Jeroen Postma	462	7%	
5. Tom van den Nieuwenhuijzen	371	5,7%	
6. Hagar Roijackers	236	3,6%	
7. Raja Alouani	203	3,1%	
8. Pepijn Zwanenberg	143	2,2%	
9. Serpil Ates	134	2%	
10. Melody Deldjou Fard	117	1,8%	
11. Dorrit de Jong	110	1,7%	

12. Romano Boshove	95	1,4%	
13. Mark Brakel	93	1,4%	
14. Milka Yemane	79	1,2%	
15. Martine Doppen	79	1,2%	
16. Colin Kok	54	0,8%	
17. Mohamed Amessas	53	0,8%	
18. Saskia van der Elst	49	0,7%	
19. Samir Toub	49	0,7%	
20. Tara Scally	48	0,7%	
21. Imran Hyder	47	0,7%	
22. Raki Ap	42	0,6%	
23. Jaswina Elahi	37	0,6%	
24. Brigitta Scheepsma	37	0,6%	
25. Geen der kandidaten	36	0,5%	
26. Nadia Ait Hammou	36	0,5%	
27. Sjo Smeets	16	0,2%	
28. Ali Daliry	14	0,2%	
29. Sascha Steinfeldt	11	0,2%	
30. Kees Mulder	10	0,2%	
31. Luty van den Berg	8	0,1%	
32. Debora Fernald	7	0,1%	

Winnaar

Noortje Thijssen	3368	51,3%	
------------------	------	-------	--

Plaats 20

Ronde 1

2. Jeroen Postma	3497	53,7%	
3. Simion Blom	588	9%	
4. Tom van den Nieuwenhuijzen	392	6%	
5. Raja Alouani	274	4,2%	
6. Hagar Roijackers	247	3,8%	
7. Pepijn Zwanenberg	145	2,2%	
8. Serpil Ates	137	2,1%	
9. Dorrit de Jong	131	2%	
10. Melody Deldjou Fard	122	1,9%	
11. Mark Brakel	101	1,6%	
12. Romano Boshove	93	1,4%	
13. Milka Yemane	82	1,3%	
14. Martine Doppen	82	1,3%	
15. Hilde Niezen	55	0,8%	
16. Colin Kok	53	0,8%	
17. Samir Toub	53	0,8%	
18. Tara Scally	53	0,8%	
19. Mohamed Amessas	51	0,8%	
20. Saskia van der Elst	49	0,8%	
21. Imran Hyder	47	0,7%	
22. Raki Ap	42	0,6%	
23. Brigitta Scheepsma	39	0,6%	

24. Jaswina Elahi	38	0,6%	
25. Geen der kandidaten	36	0,6%	
26. Nadia Ait Hammou	35	0,5%	
27. Sjo Smeets	16	0,2%	
28. Ali Daliry	14	0,2%	
29. Sascha Steinfeldt	12	0,2%	
30. Kees Mulder	10	0,2%	
31. Luty van den Berg	8	0,1%	
32. Debora Fernald	7	0,1%	

Winnaar

Jeroen Postma	3497	53,7%	
---------------	------	-------	--

Plaats 21

Ronde 1

2. Simion Blom	3704	57,5%	
3. Tom van den Nieuwenhuijzen	488	7,6%	
4. Raja Alouani	306	4,8%	
5. Hagar Roijackers	291	4,5%	
6. Serpil Ates	156	2,4%	
7. Dorrit de Jong	155	2,4%	
8. Pepijn Zwanenberg	152	2,4%	
9. Melody Deldjou Fard	131	2%	
10. Mark Brakel	117	1,8%	
11. Romano Boshove	98	1,5%	
12. Milka Yemane	89	1,4%	
13. Martine Doppen	87	1,4%	
14. Hilde Niezen	61	0,9%	
15. Samir Toub	60	0,9%	
16. Tara Scally	60	0,9%	
17. Colin Kok	56	0,9%	
18. Mohamed Amessas	52	0,8%	
19. Imran Hyder	52	0,8%	
20. Saskia van der Elst	51	0,8%	
21. Raki Ap	46	0,7%	
22. Brigitta Scheepsma	42	0,7%	
23. Jaswina Elahi	41	0,6%	
24. Nadia Ait Hammou	40	0,6%	
25. Geen der kandidaten	36	0,6%	
26. Sjo Smeets	16	0,2%	
27. Ali Daliry	14	0,2%	
28. Sascha Steinfeldt	13	0,2%	
29. Kees Mulder	10	0,2%	
30. Luty van den Berg	8	0,1%	
31. Debora Fernald	8	0,1%	

Winnaar

Simion Blom	3704	57,5%	
-------------	------	-------	--

Plaats 22

Ronde 1			
2. Tom van den Nieuwenhuijzen	3701	58%	
3. Raja Alouani	404	6,3%	
4. Hagar Roijackers	321	5%	
5. Serpil Ates	228	3,6%	
6. Dorrit de Jong	190	3%	
7. Pepijn Zwanenberg	180	2,8%	
8. Melody Deldjou Fard	154	2,4%	
9. Mark Brakel	136	2,1%	
10. Milka Yemane	118	1,9%	
11. Romano Boshove	114	1,8%	
12. Martine Doppen	99	1,6%	
13. Samir Toub	71	1,1%	
14. Tara Scally	69	1,1%	
15. Hilde Niezen	68	1,1%	
16. Colin Kok	60	0,9%	
17. Imran Hyder	59	0,9%	
18. Mohamed Amessas	58	0,9%	
19. Raki Ap	54	0,8%	
20. Saskia van der Elst	51	0,8%	
21. Jaswina Elahi	45	0,7%	
22. Brigitta Scheepsma	45	0,7%	
23. Nadia Ait Hammou	40	0,6%	
24. Geen der kandidaten	36	0,6%	
25. Sjo Smeets	17	0,3%	
26. Ali Daliry	14	0,2%	
27. Sascha Steinfeldt	13	0,2%	
28. Luty van den Berg	11	0,2%	
29. Debora Fernald	10	0,2%	
30. Kees Mulder	10	0,2%	

Winnaar			
Tom van den Nieuwenhuijzen	3701	58%	

Plaats 23

Ronde 1			
2. Raja Alouani	3642	58%	
3. Hagar Roijackers	400	6,4%	
4. Serpil Ates	305	4,9%	
5. Pepijn Zwanenberg	209	3,3%	
6. Dorrit de Jong	209	3,3%	
7. Mark Brakel	188	3%	
8. Melody Deldjou Fard	167	2,7%	
9. Romano Boshove	131	2,1%	
10. Milka Yemane	125	2%	
11. Martine Doppen	105	1,7%	
12. Samir Toub	90	1,4%	
13. Hilde Niezen	78	1,2%	
14. Tara Scally	73	1,2%	

15. Imran Hyder	65	1%	
16. Colin Kok	65	1%	
17. Mohamed Amessas	64	1%	
18. Raki Ap	57	0,9%	
19. Saskia van der Elst	52	0,8%	
20. Jaswina Elahi	50	0,8%	
21. Brigitta Scheepsma	48	0,8%	
22. Nadia Ait Hammou	41	0,7%	
23. Geen der kandidaten	36	0,6%	
24. Sjo Smeets	17	0,3%	
25. Ali Daliry	14	0,2%	
26. Sascha Steinfeldt	13	0,2%	
27. Luty van den Berg	12	0,2%	
28. Kees Mulder	12	0,2%	
29. Debora Fernald	10	0,2%	
Winnaar			
Raja Alouani	3642	58%	




























Plaats 24

Ronde 1			
2. Serpil Ates	3648	58,6%	
3. Hagar Roijackers	478	7,7%	
4. Dorrit de Jong	236	3,8%	
5. Pepijn Zwanenberg	220	3,5%	
6. Mark Brakel	199	3,2%	
7. Melody Deldjou Fard	172	2,8%	
8. Romano Boshove	138	2,2%	
9. Milka Yemane	138	2,2%	
10. Samir Toub	127	2%	
11. Martine Doppen	109	1,8%	
12. Hilde Niezen	82	1,3%	
13. Imran Hyder	80	1,3%	
14. Tara Scally	76	1,2%	
15. Mohamed Amessas	70	1,1%	
16. Colin Kok	68	1,1%	
17. Raki Ap	60	1%	
18. Jaswina Elahi	53	0,9%	
19. Saskia van der Elst	52	0,8%	
20. Nadia Ait Hammou	51	0,8%	
21. Brigitta Scheepsma	48	0,8%	
22. Geen der kandidaten	36	0,6%	
23. Sjo Smeets	17	0,3%	
24. Ali Daliry	14	0,2%	
25. Luty van den Berg	13	0,2%	
26. Sascha Steinfeldt	13	0,2%	
27. Kees Mulder	12	0,2%	
28. Debora Fernald	10	0,2%	
Winnaar			

Serpil Ates	3648	58,6%	
-------------	------	-------	--

Plaats 25

Ronde 1














2. Hagar Roijackers	3768	60,8%	
3. Dorrit de Jong	250	4%	
4. Mark Brakel	234	3,8%	
5. Pepijn Zwanenberg	232	3,7%	
6. Melody Deldjou Fard	186	3%	
7. Samir Toub	175	2,8%	
8. Milka Yemane	156	2,5%	
9. Romano Boshove	144	2,3%	
10. Astrid Janssen	117	1,9%	
11. Martine Doppen	109	1,8%	
12. Imran Hyder	98	1,6%	
13. Colin Kok	87	1,4%	
14. Tara Scally	78	1,3%	
15. Hilde Niezen	75	1,2%	
16. Raki Ap	74	1,2%	
17. Mohamed Amessas	74	1,2%	
18. Jaswina Elahi	64	1%	
19. Saskia van der Elst	52	0,8%	
20. Nadia Ait Hammou	52	0,8%	
21. Brigitta Scheepsma	48	0,8%	
22. Geen der kandidaten	36	0,6%	
23. Sjo Smeets	17	0,3%	
24. Lutty van den Berg	15	0,2%	
25. Sascha Steinfeldt	14	0,2%	
26. Ali Daliry	14	0,2%	
27. Kees Mulder	12	0,2%	
28. Debora Fernald	12	0,2%	

Winnaar

Hagar Roijackers	3768	60,8%	
------------------	------	-------	--

Plaats 26

Ronde 1

2. Mark Brakel	3578	58,7%	
3. Dorrit de Jong	339	5,6%	
4. Samir Toub	252	4,1%	
5. Pepijn Zwanenberg	250	4,1%	
6. Melody Deldjou Fard	212	3,5%	
7. Milka Yemane	161	2,6%	
8. Astrid Janssen	154	2,5%	
9. Romano Boshove	153	2,5%	
10. Martine Doppen	114	1,9%	
11. Imran Hyder	110	1,8%	
12. Colin Kok	95	1,6%	
13. Tara Scally	85	1,4%	
14. Hilde Niezen	80	1,3%	

15. Mohamed Amessas	79	1,3%	
16. Raki Ap	77	1,3%	
17. Jaswina Elahi	69	1,1%	
18. Saskia van der Elst	54	0,9%	
19. Nadia Ait Hammou	54	0,9%	
20. Brigitta Scheepsma	51	0,8%	
21. Geen der kandidaten	36	0,6%	
22. Sjo Smeets	22	0,4%	
23. Ali Daliry	16	0,3%	
24. Lutty van den Berg	15	0,2%	
25. Sascha Steinfeldt	14	0,2%	
26. Kees Mulder	13	0,2%	
27. Debora Fernald	12	0,2%	

Winnaar

Mark Brakel	3578	58,7%	
-------------	------	-------	--

Plaats 27

Ronde 1

























2. Dorrit de Jong	3705	61,2%	
3. Samir Toub	293	4,8%	
4. Pepijn Zwanenberg	272	4,5%	
5. Melody Deldjou Fard	217	3,6%	
6. Milka Yemane	178	2,9%	
7. Astrid Janssen	176	2,9%	
8. Romano Boshove	160	2,6%	
9. Imran Hyder	128	2,1%	
10. Martine Doppen	120	2%	
11. Colin Kok	102	1,7%	
12. Hilde Niezen	95	1,6%	
13. Tara Scally	88	1,5%	
14. Raki Ap	79	1,3%	
15. Mohamed Amessas	79	1,3%	
16. Jaswina Elahi	73	1,2%	
17. Saskia van der Elst	56	0,9%	
18. Nadia Ait Hammou	54	0,9%	
19. Brigitta Scheepsma	53	0,9%	
20. Geen der kandidaten	36	0,6%	
21. Sjo Smeets	23	0,4%	
22. Ali Daliry	17	0,3%	
23. Lutty van den Berg	15	0,2%	
24. Sascha Steinfeldt	14	0,2%	
25. Kees Mulder	13	0,2%	
26. Debora Fernald	12	0,2%	

Winnaar

Dorrit de Jong	3705	61,2%	
----------------	------	-------	--

Plaats 28

Ronde 1




















2. Samir Toub	3697	61,6%	
3. Pepijn Zwanenberg	290	4,8%	
4. Astrid Janssen	287	4,8%	
5. Melody Deldjou Fard	234	3,9%	
6. Milka Yemane	197	3,3%	
7. Romano Boshove	173	2,9%	
8. Imran Hyder	146	2,4%	
9. Martine Doppen	130	2,2%	
10. Hilde Niezen	114	1,9%	
11. Colin Kok	105	1,7%	
12. Tara Scally	92	1,5%	
13. Mohamed Amessas	84	1,4%	
14. Raki Ap	79	1,3%	
15. Jaswina Elahi	75	1,2%	
16. Nadia Ait Hammou	58	1%	
17. Saskia van der Elst	57	0,9%	
18. Brigitta Scheepsma	53	0,9%	
19. Geen der kandidaten	36	0,6%	
20. Sjo Smeets	24	0,4%	
21. Ali Daliry	17	0,3%	
22. Luty van den Berg	15	0,2%	
23. Sascha Steinfeldt	14	0,2%	
24. Kees Mulder	14	0,2%	
25. Debora Fernald	12	0,2%	

Winnaar

Samir Toub	3697	61,6%	
------------	------	-------	--

Plaats 29

Ronde 1

2. Astrid Janssen	3713	62,3%	
3. Pepijn Zwanenberg	319	5,4%	
4. Melody Deldjou Fard	257	4,3%	
5. Imran Hyder	243	4,1%	
6. Milka Yemane	217	3,6%	
7. Romano Boshove	189	3,2%	
8. Martine Doppen	135	2,3%	
9. Hilde Niezen	123	2,1%	
10. Colin Kok	106	1,8%	
11. Tara Scally	97	1,6%	
12. Mohamed Amessas	89	1,5%	
13. Jaswina Elahi	81	1,4%	
14. Raki Ap	80	1,3%	
15. Nadia Ait Hammou	60	1%	
16. Saskia van der Elst	58	1%	
17. Brigitta Scheepsma	56	0,9%	
18. Geen der kandidaten	36	0,6%	
19. Sjo Smeets	26	0,4%	
20. Ali Daliry	17	0,3%	

21. Kees Mulder	15	0,3%	
22. Lutty van den Berg	15	0,3%	
23. Sascha Steinfeldt	14	0,2%	
24. Debora Fernald	12	0,2%	

Winnaar

Astrid Janssen	3713	62,3%	
----------------	------	-------	--

Plaats 30

Ronde 1

2. Imran Hyder	3699	62,6%	
3. Pepijn Zwanenberg	336	5,7%	
4. Melody Deldjou Fard	275	4,7%	
5. Milka Yemane	236	4%	
6. Hilde Niezen	225	3,8%	
7. Romano Boshove	203	3,4%	
8. Martine Doppen	156	2,6%	
9. Colin Kok	113	1,9%	
10. Tara Scally	98	1,7%	
11. Mohamed Amessas	90	1,5%	
12. Jaswina Elahi	83	1,4%	
13. Raki Ap	83	1,4%	
14. Nadia Ait Hammou	60	1%	
15. Saskia van der Elst	58	1%	
16. Brigitta Scheepsma	56	0,9%	
17. Geen der kandidaten	36	0,6%	
18. Sjo Smeets	27	0,5%	
19. Ali Daliry	17	0,3%	
20. Kees Mulder	15	0,3%	
21. Lutty van den Berg	15	0,3%	
22. Sascha Steinfeldt	14	0,2%	
23. Debora Fernald	12	0,2%	










Winnaar

Imran Hyder	3699	62,6%	
-------------	------	-------	--

Plaats 31

Ronde 1

2. Hilde Niezen	3691	63%	
3. Pepijn Zwanenberg	383	6,5%	
4. Melody Deldjou Fard	294	5%	
5. Milka Yemane	282	4,8%	
6. Romano Boshove	234	4%	
7. Martine Doppen	170	2,9%	
8. Colin Kok	125	2,1%	
9. Tara Scally	101	1,7%	
10. Mohamed Amessas	95	1,6%	
11. Jaswina Elahi	90	1,5%	
12. Raki Ap	84	1,4%	
13. Nadia Ait Hammou	60	1%	





















14. Saskia van der Elst	58	1%	
15. Brigitta Scheepsma	57	1%	
16. Geen der kandidaten	36	0,6%	
17. Sjo Smeets	28	0,5%	
18. Ali Daliry	17	0,3%	
19. Lutty van den Berg	15	0,3%	
20. Kees Mulder	15	0,3%	
21. Sascha Steinfeldt	14	0,2%	
22. Debora Fernald	13	0,2%	

Winnaar

Hilde Niezen	3691	63%	
--------------	------	-----	--

Plaats 32

Ronde 1










2. Pepijn Zwanenberg	3855	66,1%	
3. Milka Yemane	337	5,8%	
4. Melody Deldjou Fard	307	5,3%	
5. Romano Boshove	285	4,9%	
6. Martine Doppen	198	3,4%	
7. Colin Kok	134	2,3%	
8. Tara Scally	110	1,9%	
9. Mohamed Amessas	104	1,8%	
10. Jaswina Elahi	94	1,6%	
11. Raki Ap	84	1,4%	
12. Nadia Ait Hammou	61	1%	
13. Saskia van der Elst	60	1%	
14. Brigitta Scheepsma	59	1%	
15. Geen der kandidaten	36	0,6%	
16. Sjo Smeets	30	0,5%	
17. Ali Daliry	17	0,3%	
18. Lutty van den Berg	17	0,3%	
19. Kees Mulder	15	0,3%	
20. Sascha Steinfeldt	14	0,2%	
21. Debora Fernald	13	0,2%	

Winnaar

Pepijn Zwanenberg	3855	66,1%	
-------------------	------	-------	--

Plaats 33

Ronde 1

2. Romano Boshove	3834	66,6%	
3. Milka Yemane	401	7%	
4. Melody Deldjou Fard	370	6,4%	
5. Martine Doppen	225	3,9%	
6. Colin Kok	155	2,7%	
7. Tara Scally	133	2,3%	
8. Mohamed Amessas	111	1,9%	
9. Jaswina Elahi	107	1,9%	
10. Raki Ap	87	1,5%	

11. Nadia Ait Hammou	64	1,1%	
12. Brigitta Scheepsma	63	1,1%	
13. Saskia van der Elst	60	1%	
14. Geen der kandidaten	36	0,6%	
15. Sjo Smeets	31	0,5%	
16. Ali Daliry	17	0,3%	
17. Kees Mulder	17	0,3%	
18. Debora Fernald	17	0,3%	
19. Lutty van den Berg	17	0,3%	
20. Sascha Steinfeldt	15	0,3%	

Winnaar

Romano Boshove	3834	66,6%	
----------------	------	-------	--

Plaats 34

Ronde 1

2. Milka Yemane	3998	69,8%	
3. Melody Deldjou Fard	399	7%	
4. Martine Doppen	309	5,4%	
5. Colin Kok	205	3,6%	
6. Tara Scally	141	2,5%	
7. Mohamed Amessas	122	2,1%	
8. Jaswina Elahi	113	2%	
9. Raki Ap	89	1,6%	
10. Nadia Ait Hammou	67	1,2%	
11. Saskia van der Elst	66	1,2%	
12. Brigitta Scheepsma	65	1,1%	
13. Geen der kandidaten	36	0,6%	
14. Sjo Smeets	32	0,6%	
15. Lutty van den Berg	18	0,3%	
16. Ali Daliry	17	0,3%	
17. Kees Mulder	17	0,3%	
18. Debora Fernald	17	0,3%	
19. Sascha Steinfeldt	16	0,3%	

Winnaar

Milka Yemane	3998	69,8%	
--------------	------	-------	--

Plaats 35

Ronde 1

2. Martine Doppen	4013	70,7%	
3. Melody Deldjou Fard	521	9,2%	
4. Colin Kok	232	4,1%	
5. Tara Scally	161	2,8%	
6. Jaswina Elahi	157	2,8%	
7. Mohamed Amessas	134	2,4%	
8. Raki Ap	96	1,7%	
9. Nadia Ait Hammou	71	1,3%	
10. Saskia van der Elst	67	1,2%	
11. Brigitta Scheepsma	65	1,1%	

12. Geen der kandidaten	36	0,6%	
13. Sjo Smeets	33	0,6%	
14. Debora Fernald	19	0,3%	
15. Lutty van den Berg	19	0,3%	
16. Kees Mulder	18	0,3%	
17. Ali Daliry	17	0,3%	
18. Sascha Steinfeldt	16	0,3%	

Winnaar

Martine Doppen	4013	70,7%	
----------------	------	-------	--

Plaats 36

Ronde 1

2. Melody Deldjou Fard	4289	76,5%	
3. Colin Kok	299	5,3%	
4. Tara Scally	188	3,4%	
5. Jaswina Elahi	188	3,4%	
6. Mohamed Amessas	147	2,6%	
7. Raki Ap	115	2,1%	
8. Nadia Ait Hammou	77	1,4%	
9. Brigitta Scheepsma	71	1,3%	
10. Saskia van der Elst	71	1,3%	
11. Geen der kandidaten	36	0,6%	
12. Sjo Smeets	33	0,6%	
13. Lutty van den Berg	20	0,4%	
14. Debora Fernald	19	0,3%	
15. Sascha Steinfeldt	19	0,3%	
16. Kees Mulder	18	0,3%	
17. Ali Daliry	17	0,3%	


Winnaar

Melody Deldjou Fard	4289	76,5%	
---------------------	------	-------	--















Plaats 37

Ronde 1

2. Colin Kok	4149	75,6%	
3. Jaswina Elahi	386	7%	
4. Tara Scally	245	4,5%	
5. Mohamed Amessas	178	3,2%	
6. Raki Ap	128	2,3%	
7. Nadia Ait Hammou	84	1,5%	
8. Saskia van der Elst	74	1,3%	
9. Brigitta Scheepsma	71	1,3%	
10. Geen der kandidaten	36	0,7%	
11. Sjo Smeets	34	0,6%	
12. Debora Fernald	23	0,4%	
13. Lutty van den Berg	23	0,4%	
14. Sascha Steinfeldt	21	0,4%	
15. Kees Mulder	19	0,3%	
16. Ali Daliry	19	0,3%	














Winnaar			
Colin Kok	4149	75,6%	

Plaats 38

Ronde 1			
2. Jaswina Elahi	4298	79,4%	
3. Tara Scally	296	5,5%	
4. Mohamed Amessas	223	4,1%	
5. Raki Ap	158	2,9%	
6. Nadia Ait Hammou	91	1,7%	
7. Saskia van der Elst	90	1,7%	
8. Brigitta Scheepsma	76	1,4%	
9. Geen der kandidaten	36	0,7%	
10. Sjo Smeets	34	0,6%	
11. Lutty van den Berg	27	0,5%	
12. Debora Fernald	24	0,4%	
13. Sascha Steinfeldt	21	0,4%	
14. Ali Daliry	21	0,4%	
15. Kees Mulder	19	0,4%	








Winnaar			
Jaswina Elahi	4298	79,4%	




Plaats 39

Ronde 1			
2. Tara Scally	4370	81,9%	
3. Mohamed Amessas	328	6,1%	
4. Raki Ap	175	3,3%	
5. Nadia Ait Hammou	101	1,9%	
6. Saskia van der Elst	95	1,8%	
7. Brigitta Scheepsma	76	1,4%	
8. Geen der kandidaten	36	0,7%	
9. Sjo Smeets	34	0,6%	
10. Lutty van den Berg	28	0,5%	
11. Debora Fernald	28	0,5%	
12. Ali Daliry	23	0,4%	
13. Sascha Steinfeldt	22	0,4%	
14. Kees Mulder	20	0,4%	

Winnaar			
Tara Scally	4370	81,9%	

Plaats 40







































Ronde 1			
2. Mohamed Amessas	4491	86,6%	
3. Raki Ap	184	3,5%	
4. Nadia Ait Hammou	120	2,3%	
5. Saskia van der Elst	106	2%	
6. Brigitta Scheepsma	78	1,5%	
7. Sjo Smeets	37	0,7%	
8. Geen der kandidaten	36	0,7%	

9. Debora Fernald	34	0,7%	
10. Luty van den Berg	30	0,6%	
11. Sascha Steinfeldt	25	0,5%	
12. Ali Daliry	23	0,4%	
13. Kees Mulder	22	0,4%	

Winnaar

Mohamed Amessas	4491	86,6%	
-----------------	------	-------	--

Winnaars

2. Corinne Ellemeet	4710	66,3%	
3. Tom van der Lee	3964	55,8%	
4. Laura Bromet	3998	56,1%	
5. Senna Maatoug	3538	50,1%	
6. Bart Snels	3471	50,1%	
7. Suzanne Kröger	3591	50,8%	
8. Paul Smeulders	3465	50,4%	
9. Kauthar Bouchallikht	3443	50,8%	
10. Lisa Westerveld	4292	61,3%	
11. April Ranshuijsen	3398	50,1%	
12. Niels van den Berge	3369	50,1%	
13. Andrew Harijgens	3327	50,2%	
14. Laura Vissenberg	3353	50%	
15. Geert Gabriels	3248	50,3%	
16. Danielle Hirsch	3341	50,2%	
17. Nevin Özütok	3614	54,1%	
18. Stephanie Bennett	3370	51%	
19. Noortje Thijssen	3368	51,3%	
20. Jeroen Postma	3497	53,7%	
21. Simion Blom	3704	57,5%	
22. Tom van den Nieuwenhuijzen	3701	58%	
23. Raja Alouani	3642	58%	
24. Serpil Ates	3648	58,6%	
25. Hagar Roijackers	3768	60,8%	
26. Mark Brakel	3578	58,7%	
27. Dorrit de Jong	3705	61,2%	
28. Samir Toub	3697	61,6%	
29. Astrid Janssen	3713	62,3%	
30. Imran Hyder	3699	62,6%	
31. Hilde Niezen	3691	63%	
32. Pepijn Zwanenberg	3855	66,1%	
33. Romano Boshove	3834	66,6%	
34. Milka Yemane	3998	69,8%	
35. Martine Doppen	4013	70,7%	
36. Melody Deldjou Fard	4289	76,5%	
37. Colin Kok	4149	75,6%	
38. Jaswina Elahi	4298	79,4%	
39. Tara Scally	4370	81,9%	
40. Mohamed Amessas	4491	86,6%	